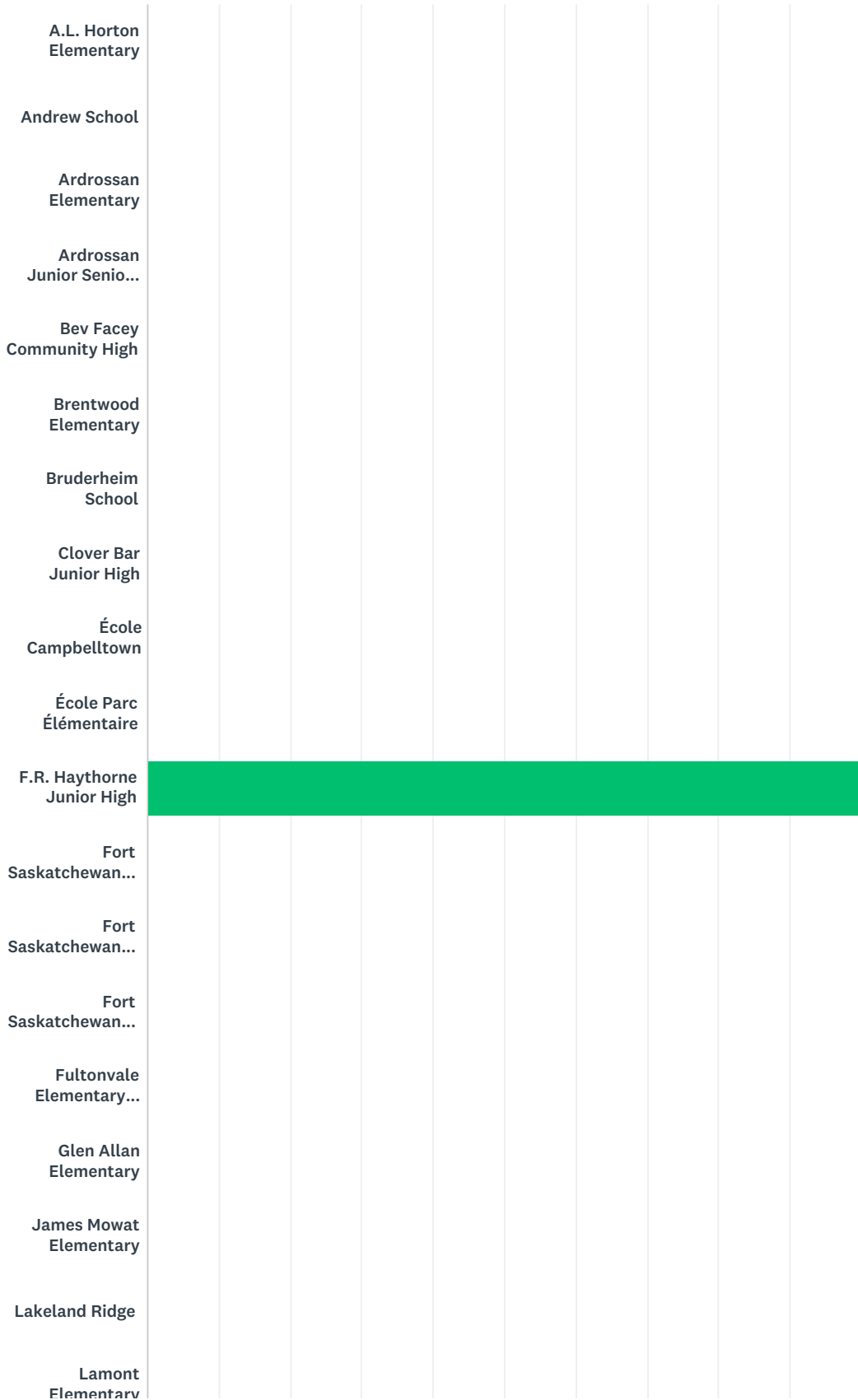



Q1 Please indicate the school your child attends.

Answered: 117 Skipped: 0



EIPS Parent Survey 2017-18



ANSWER CHOICES	RESPONSES
A.L. Horton Elementary	0.00% 0

EIPS Parent Survey 2017-18

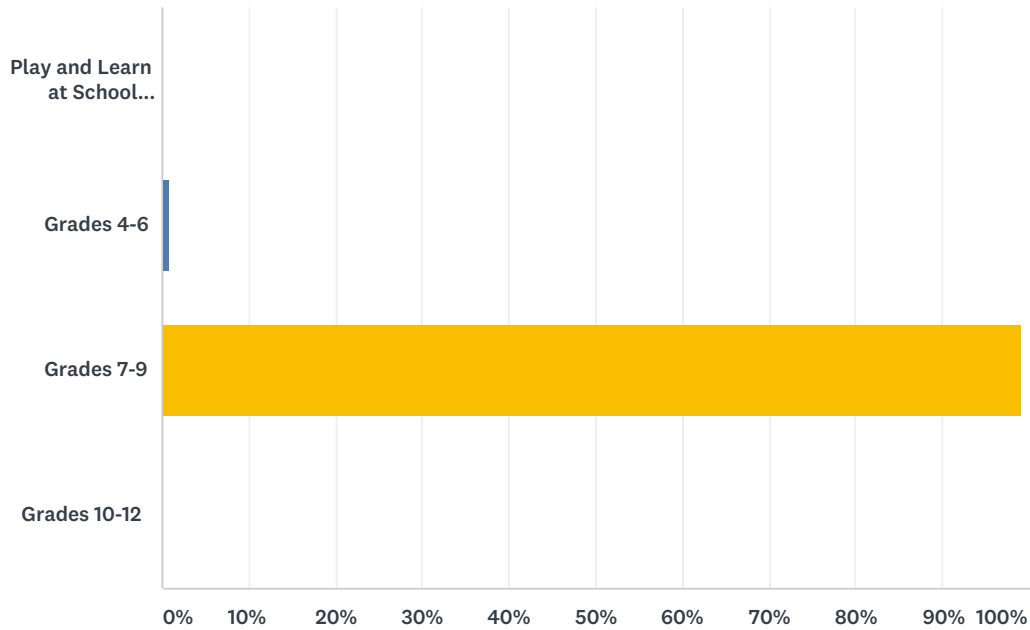
Andrew School	0.00%	0
Ardrossan Elementary	0.00%	0
Ardrossan Junior Senior High	0.00%	0
Bev Facey Community High	0.00%	0
Brentwood Elementary	0.00%	0
Bruderheim School	0.00%	0
Clover Bar Junior High	0.00%	0
École Campbelltown	0.00%	0
École Parc Élémentaire	0.00%	0
F.R. Haythorne Junior High	100.00%	117
Fort Saskatchewan Christian	0.00%	0
Fort Saskatchewan Elementary	0.00%	0
Fort Saskatchewan Senior High	0.00%	0
Fultonvale Elementary Junior High	0.00%	0
Glen Allan Elementary	0.00%	0
James Mowat Elementary	0.00%	0
Lakeland Ridge	0.00%	0
Lamont Elementary	0.00%	0
Lamont High	0.00%	0
Mills Haven Elementary	0.00%	0
Mundare School	0.00%	0
Next Step/Outreach	0.00%	0
Pine Street Elementary	0.00%	0
Rudolph Hennig Junior High	0.00%	0
Salisbury Composite High	0.00%	0
Sherwood Heights Junior High	0.00%	0
SouthPointe School	0.00%	0
Strathcona Christian Academy Elementary	0.00%	0
Strathcona Christian Academy Secondary	0.00%	0
Uncas Elementary	0.00%	0
Vegreville Composite High	0.00%	0
Wes Hosford Elementary	0.00%	0
Westboro Elementary	0.00%	0
Win Ferguson Elementary	0.00%	0

EIPS Parent Survey 2017-18

Woodbridge Farms Elementary	0.00%	0
Wye Elementary	0.00%	0
TOTAL		117

Q2 Please indicate your child's grade.

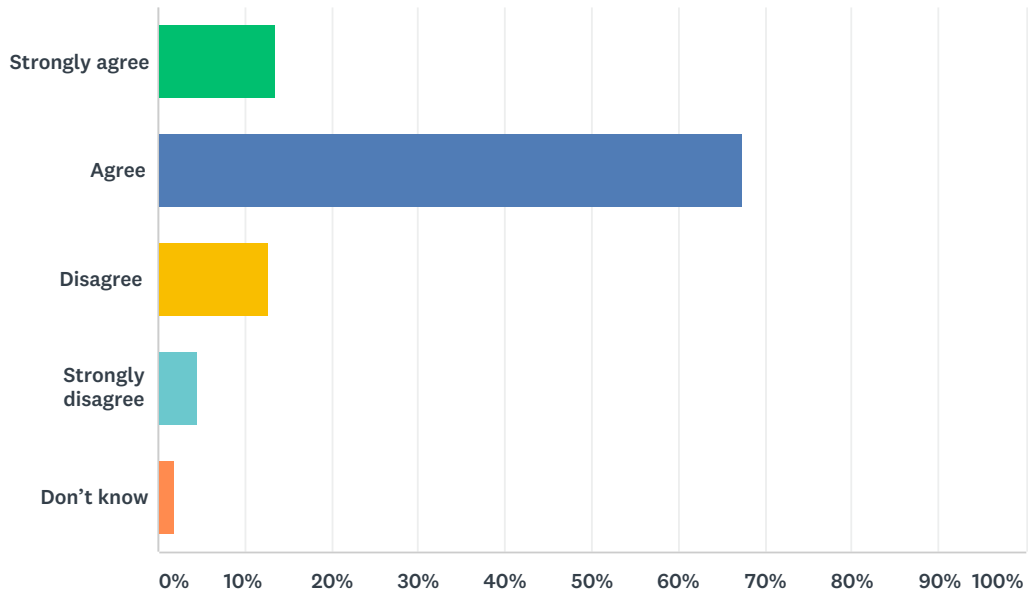
Answered: 117 Skipped: 0



ANSWER CHOICES	RESPONSES
Play and Learn at School (PALS)KindergartenGrades 1-3	0.00% 0
Grades 4-6	0.85% 1
Grades 7-9	99.15% 116
Grades 10-12	0.00% 0
TOTAL	117

Q3 My child's individual needs are met.

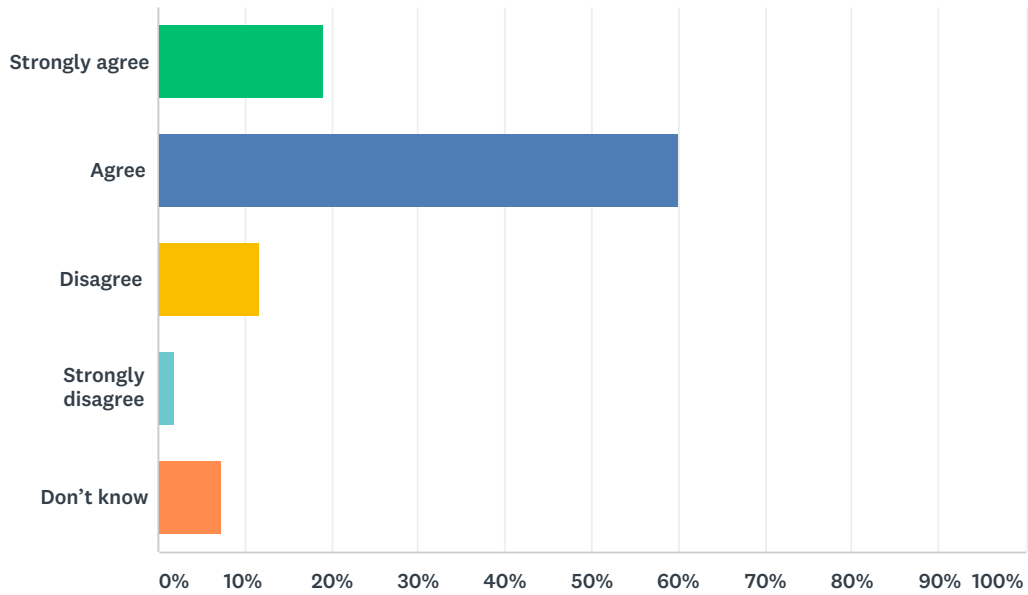
Answered: 110 Skipped: 7



ANSWER CHOICES	RESPONSES	
Strongly agree	13.64%	15
Agree	67.27%	74
Disagree	12.73%	14
Strongly disagree	4.55%	5
Don't know	1.82%	2
TOTAL		110

Q4 My child is encouraged at school to do his or her best.

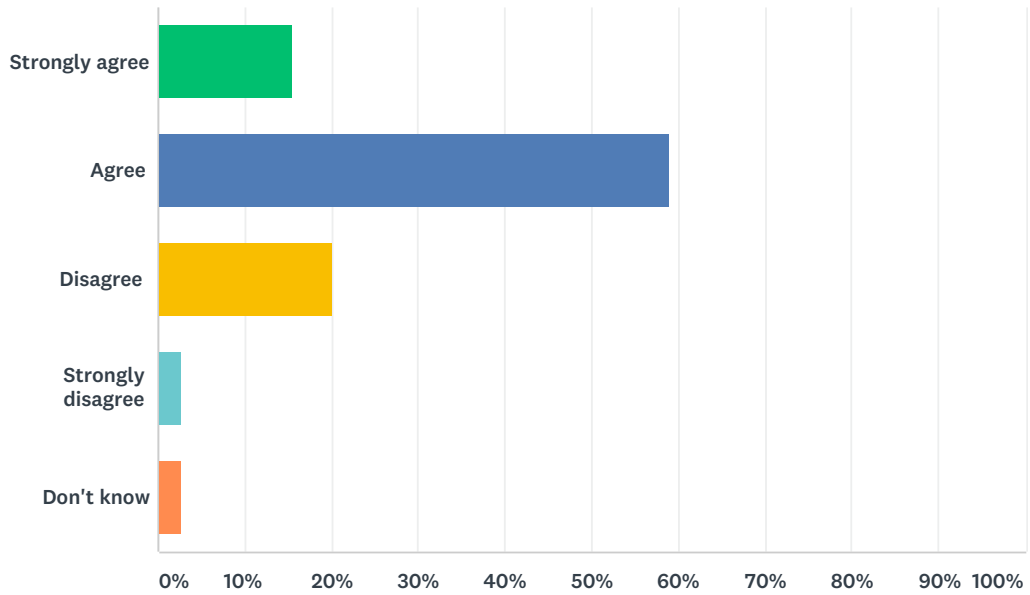
Answered: 110 Skipped: 7



ANSWER CHOICES	RESPONSES	
Strongly agree	19.09%	21
Agree	60.00%	66
Disagree	11.82%	13
Strongly disagree	1.82%	2
Don't know	7.27%	8
TOTAL		110

Q5 My child is demonstrating growth in literacy.

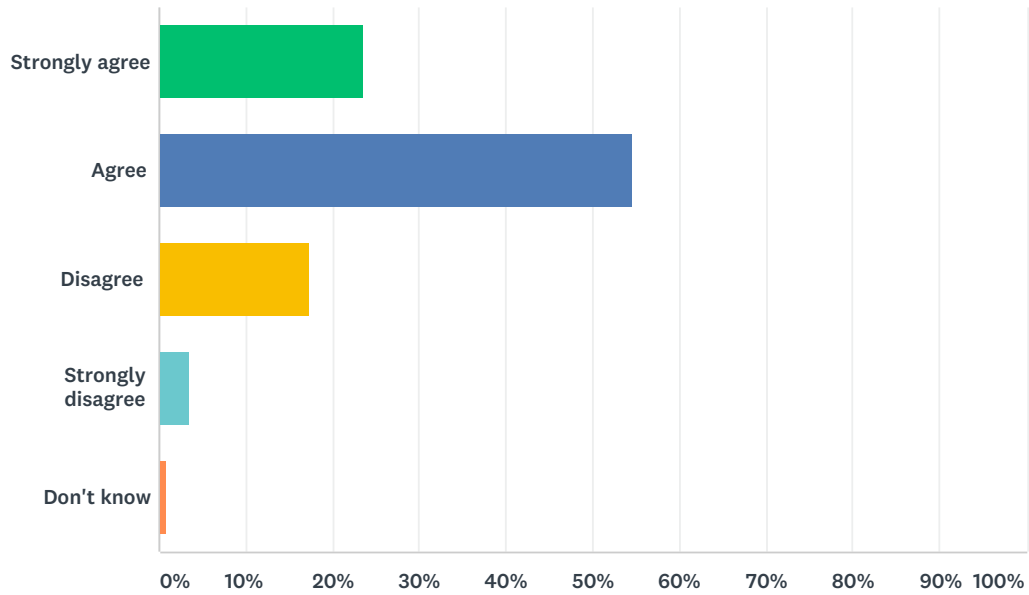
Answered: 110 Skipped: 7



ANSWER CHOICES	RESPONSES	
Strongly agree	15.45%	17
Agree	59.09%	65
Disagree	20.00%	22
Strongly disagree	2.73%	3
Don't know	2.73%	3
TOTAL		110

Q6 My child is demonstrating growth in numeracy.

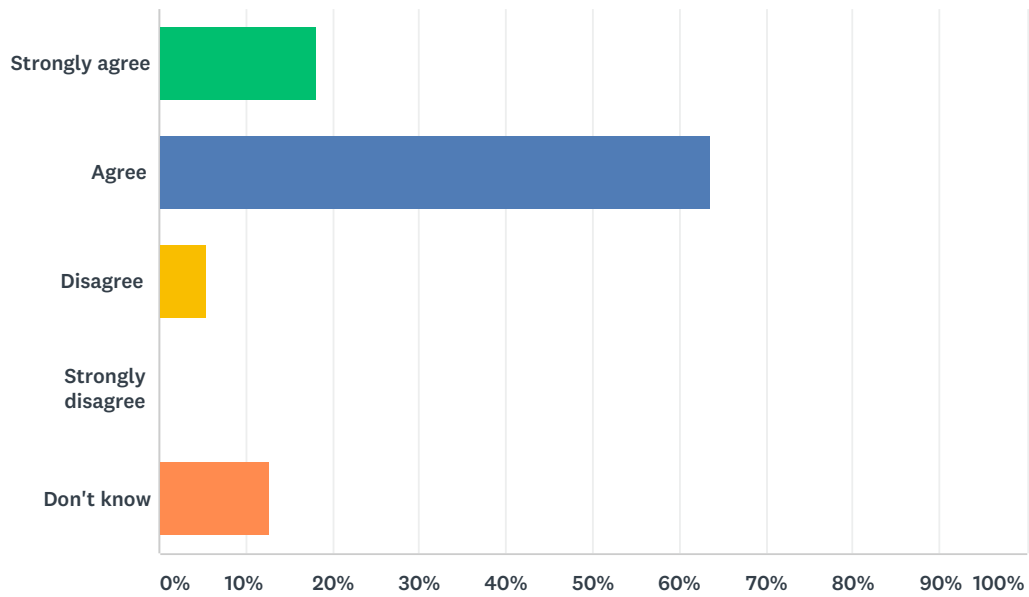
Answered: 110 Skipped: 7



ANSWER CHOICES	RESPONSES	
Strongly agree	23.64%	26
Agree	54.55%	60
Disagree	17.27%	19
Strongly disagree	3.64%	4
Don't know	0.91%	1
TOTAL		110

Q7 My child has an understanding of First Nations, Métis and Inuit culture and history.

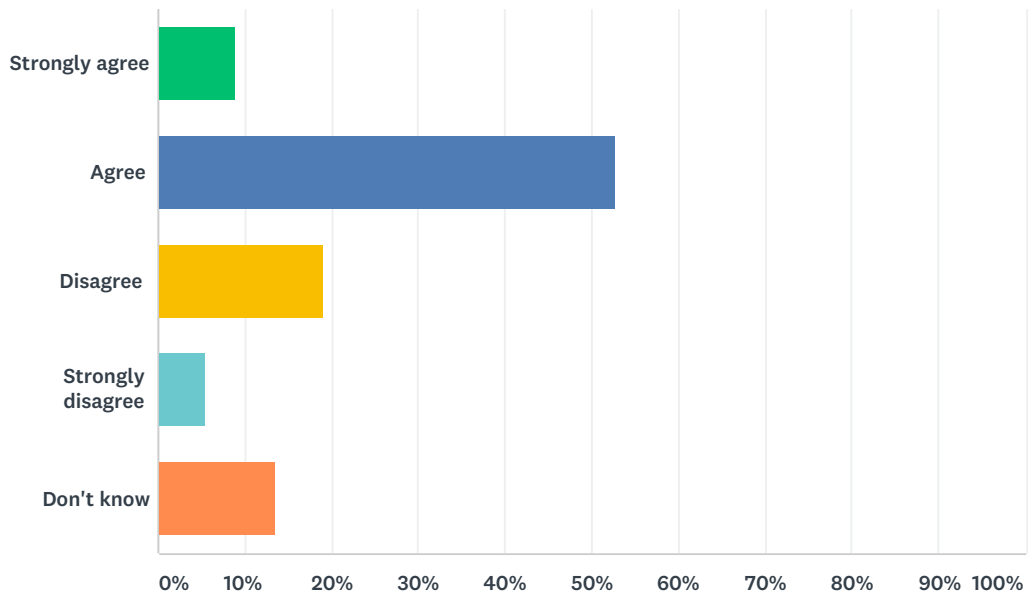
Answered: 110 Skipped: 7



ANSWER CHOICES	RESPONSES	
Strongly agree	18.18%	20
Agree	63.64%	70
Disagree	5.45%	6
Strongly disagree	0.00%	0
Don't know	12.73%	14
TOTAL		110

Q8 My child is being taught knowledge, skills and attitudes necessary to be successful in life.

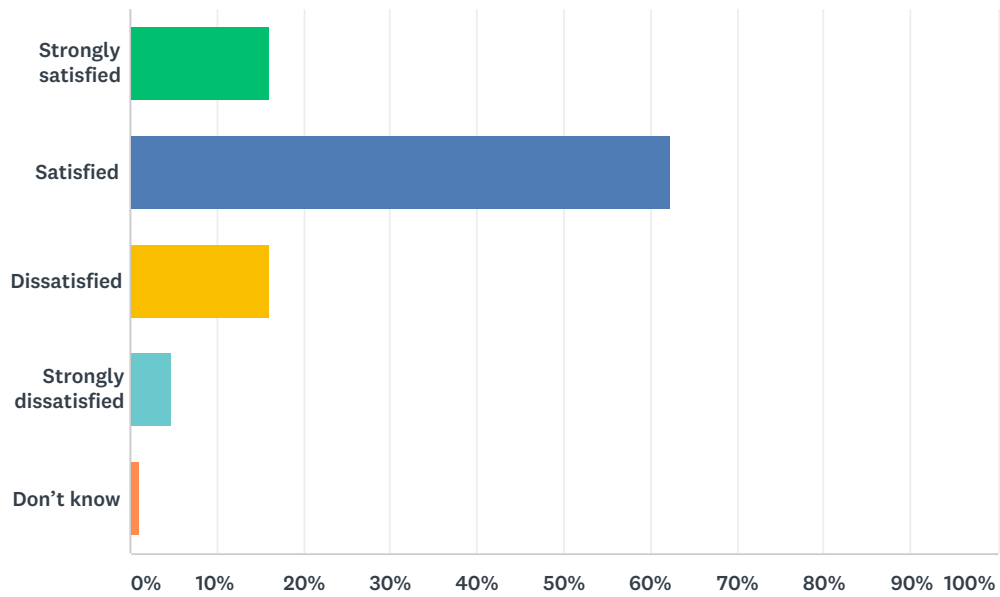
Answered: 110 Skipped: 7



ANSWER CHOICES	RESPONSES	
Strongly agree	9.09%	10
Agree	52.73%	58
Disagree	19.09%	21
Strongly disagree	5.45%	6
Don't know	13.64%	15
TOTAL		110

Q9 How satisfied are you with the quality of education your child is receiving at his or her school?

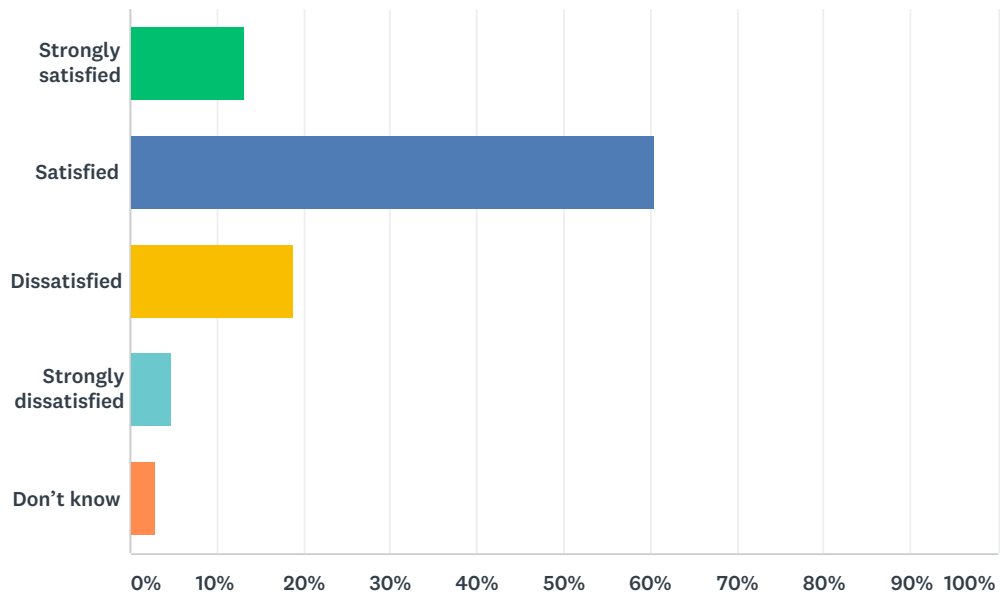
Answered: 106 Skipped: 11



ANSWER CHOICES	RESPONSES	
Strongly satisfied	16.04%	17
Satisfied	62.26%	66
Dissatisfied	16.04%	17
Strongly dissatisfied	4.72%	5
Don't know	0.94%	1
TOTAL		106

Q10 How satisfied are you with the quality of teaching at your child's school?

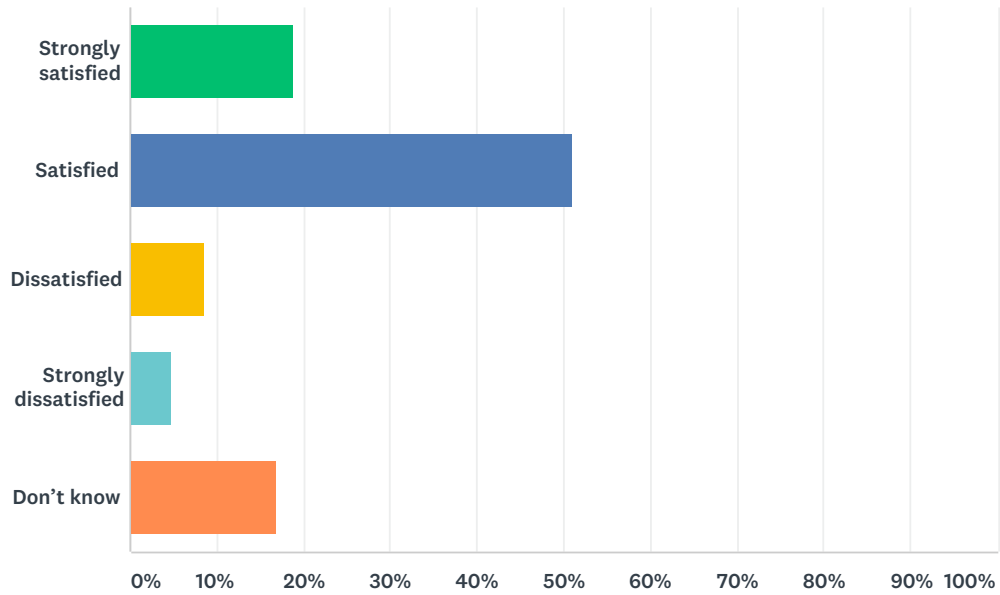
Answered: 106 Skipped: 11



ANSWER CHOICES	RESPONSES	
Strongly satisfied	13.21%	14
Satisfied	60.38%	64
Dissatisfied	18.87%	20
Strongly dissatisfied	4.72%	5
Don't know	2.83%	3
TOTAL		106

Q11 How satisfied are you with the leadership in your child's school?

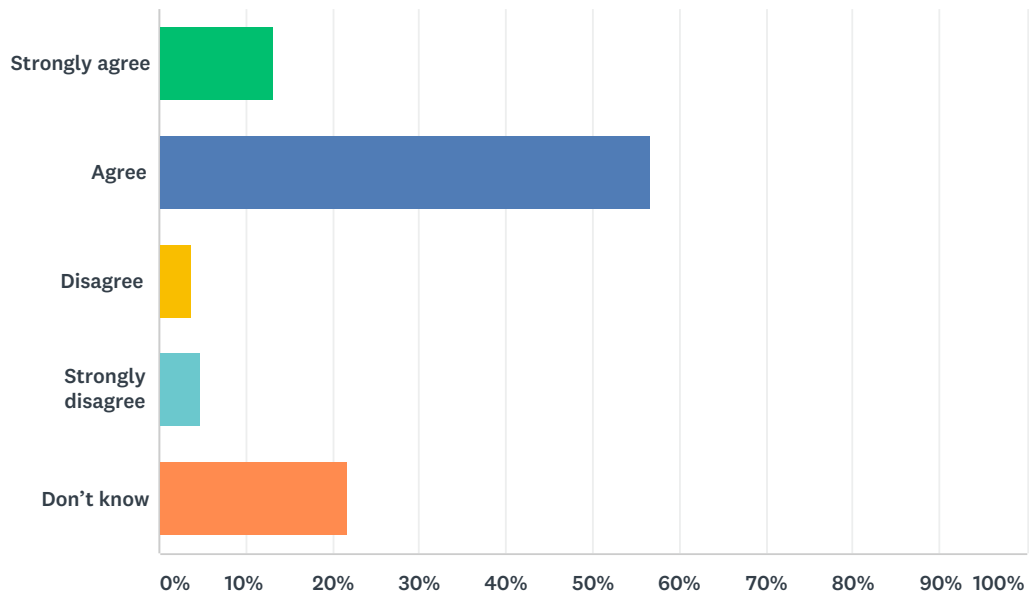
Answered: 106 Skipped: 11



ANSWER CHOICES	RESPONSES	
Strongly satisfied	18.87%	20
Satisfied	50.94%	54
Dissatisfied	8.49%	9
Strongly dissatisfied	4.72%	5
Don't know	16.98%	18
TOTAL		106

Q12 The rights and responsibilities of citizenship are reinforced in my child's school.

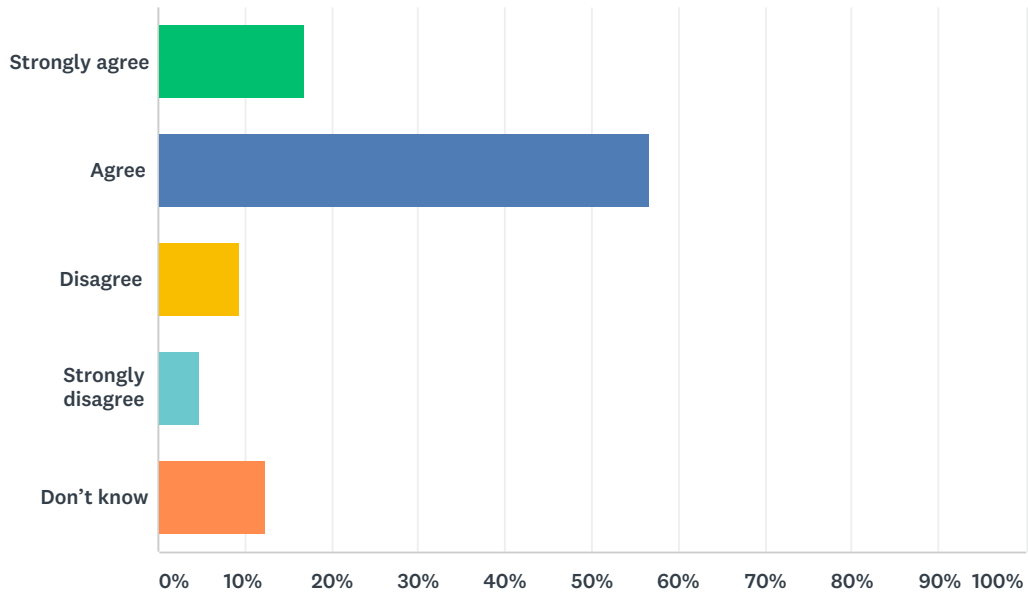
Answered: 106 Skipped: 11



ANSWER CHOICES	RESPONSES	
Strongly agree	13.21%	14
Agree	56.60%	60
Disagree	3.77%	4
Strongly disagree	4.72%	5
Don't know	21.70%	23
TOTAL		106

Q13 The school staff care about my child.

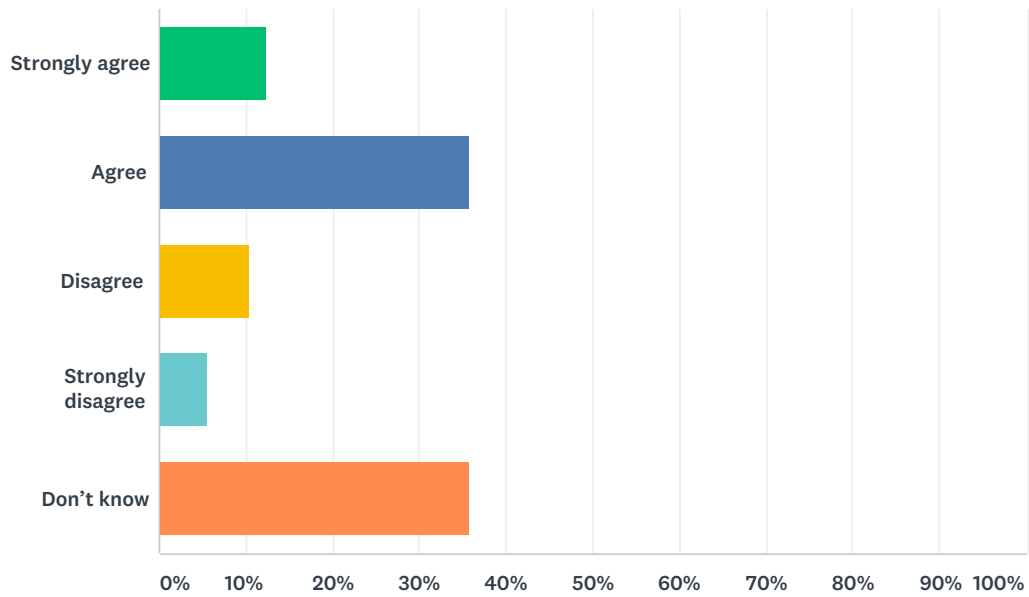
Answered: 106 Skipped: 11



ANSWER CHOICES	RESPONSES	
Strongly agree	16.98%	18
Agree	56.60%	60
Disagree	9.43%	10
Strongly disagree	4.72%	5
Don't know	12.26%	13
TOTAL		106

Q14 Discipline is handled in a fair and reasonable manner in my child's school.

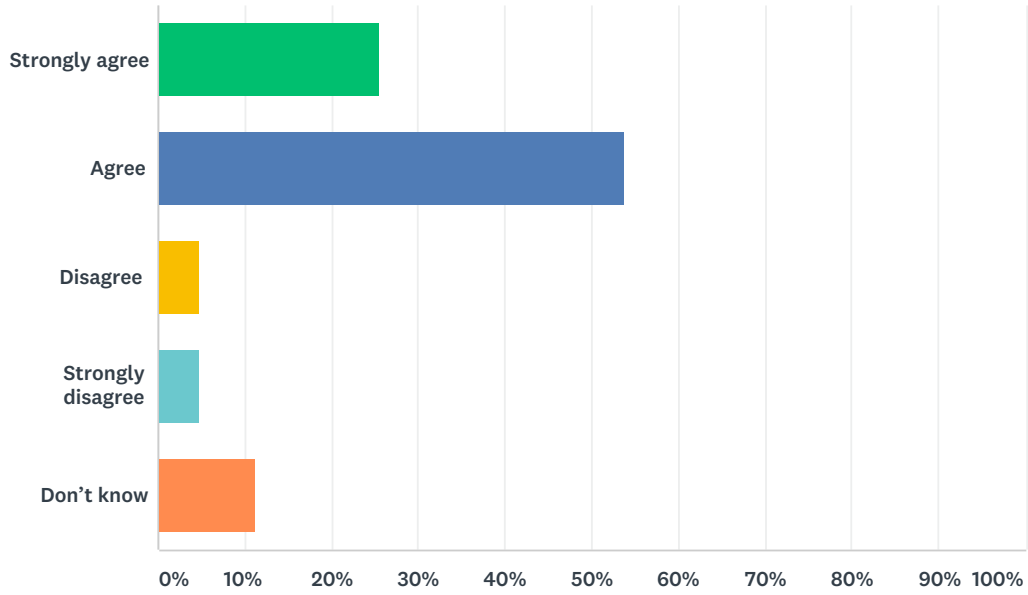
Answered: 106 Skipped: 11



ANSWER CHOICES	RESPONSES	
Strongly agree	12.26%	13
Agree	35.85%	38
Disagree	10.38%	11
Strongly disagree	5.66%	6
Don't know	35.85%	38
TOTAL		106

Q15 My child's school is safe.

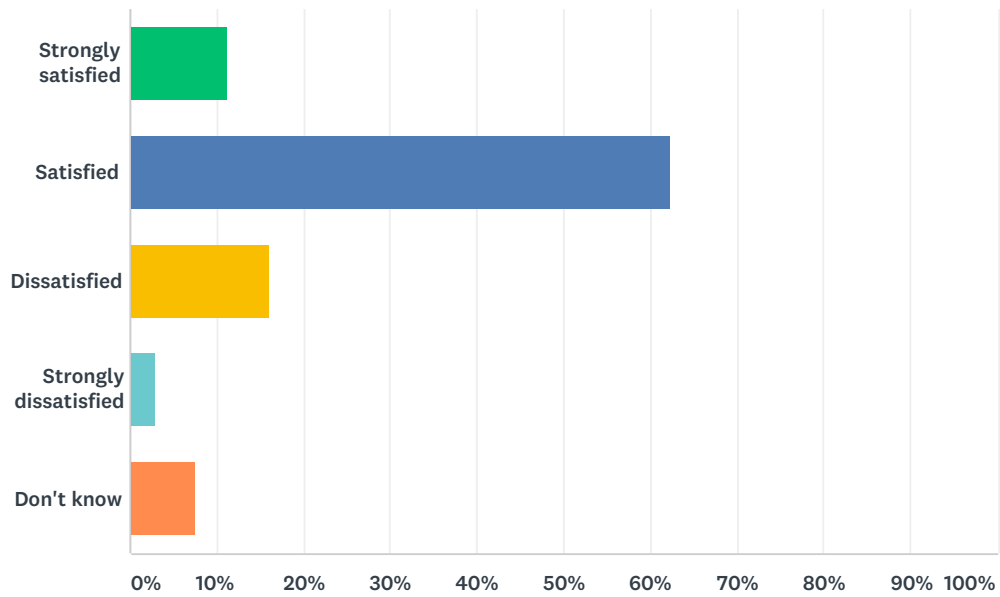
Answered: 106 Skipped: 11



ANSWER CHOICES	RESPONSES	
Strongly agree	25.47%	27
Agree	53.77%	57
Disagree	4.72%	5
Strongly disagree	4.72%	5
Don't know	11.32%	12
TOTAL		106

Q16 How satisfied are you with the resources available to support your child's learning?

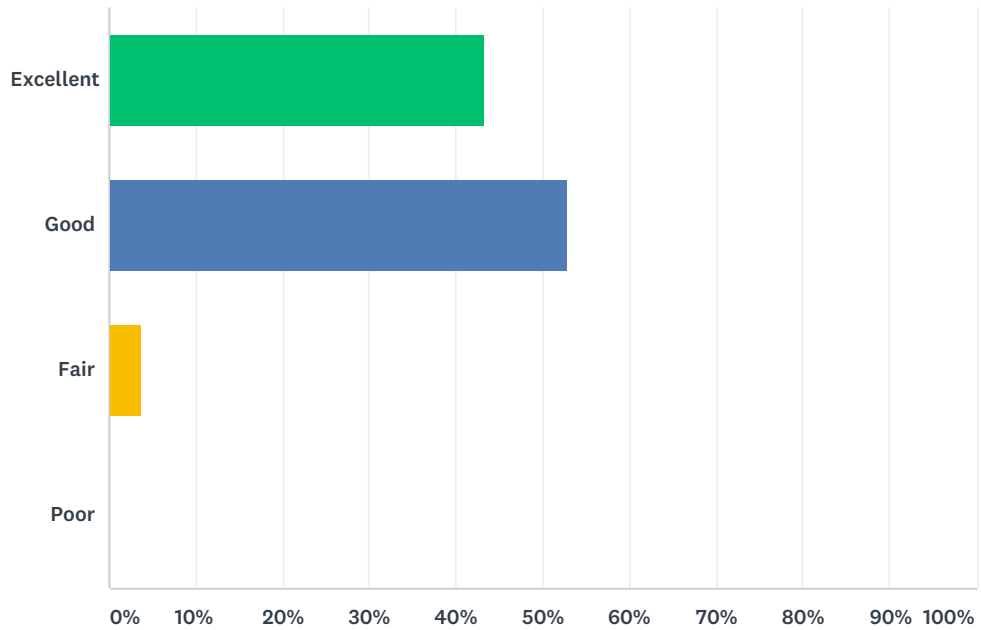
Answered: 106 Skipped: 11



ANSWER CHOICES	RESPONSES	
Strongly satisfied	11.32%	12
Satisfied	62.26%	66
Dissatisfied	16.04%	17
Strongly dissatisfied	2.83%	3
Don't know	7.55%	8
TOTAL		106

Q17 How would you rate the physical condition of your child's school?

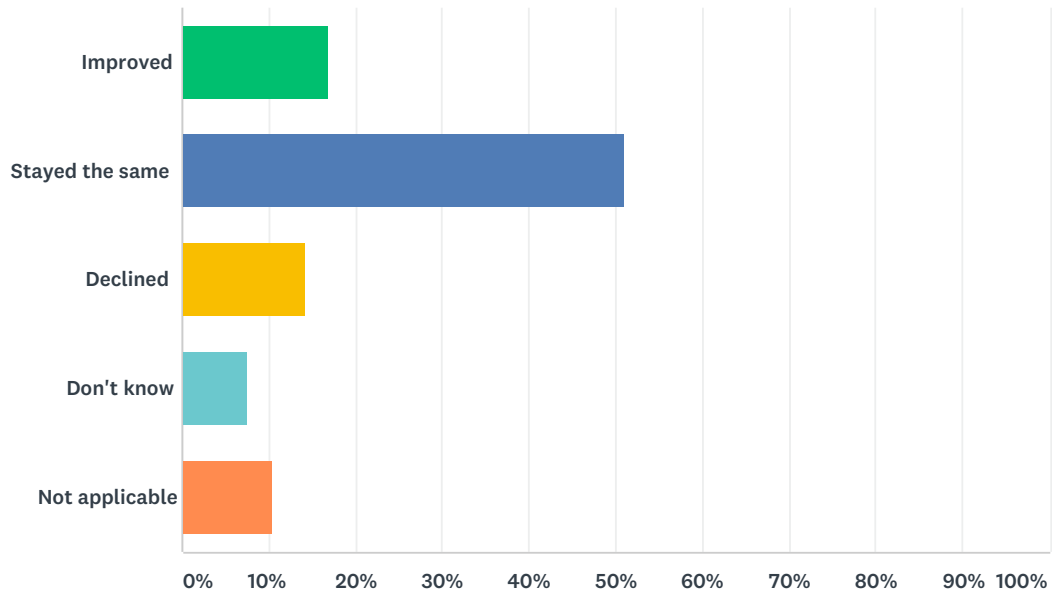
Answered: 106 Skipped: 11



ANSWER CHOICES	RESPONSES	
Excellent	43.40%	46
Good	52.83%	56
Fair	3.77%	4
Poor	0.00%	0
TOTAL		106

Q18 In your opinion, has the quality of education your child has experienced at school improved, stayed the same or declined in the past three years?

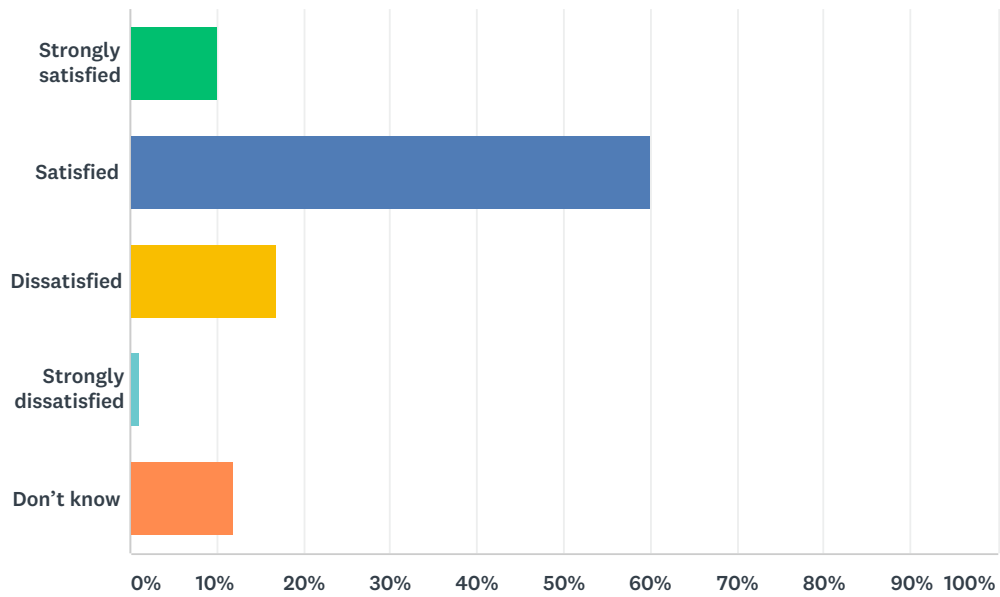
Answered: 106 Skipped: 11



ANSWER CHOICES	RESPONSES	
Improved	16.98%	18
Stayed the same	50.94%	54
Declined	14.15%	15
Don't know	7.55%	8
Not applicable	10.38%	11
TOTAL		106

Q19 How satisfied are you with the opportunity to be involved in decisions at your child's school?

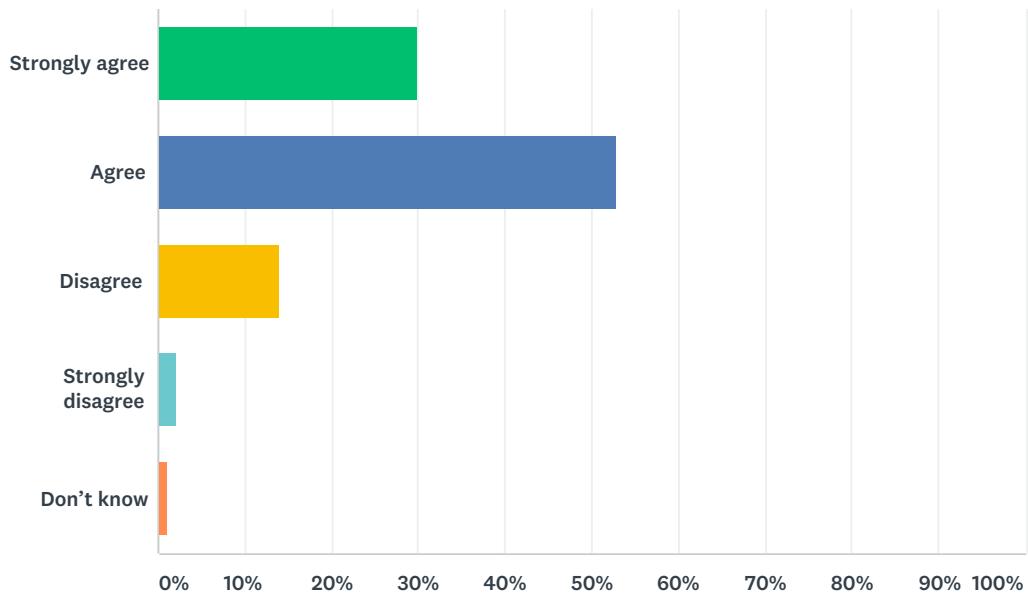
Answered: 100 Skipped: 17



ANSWER CHOICES	RESPONSES	
Strongly satisfied	10.00%	10
Satisfied	60.00%	60
Dissatisfied	17.00%	17
Strongly dissatisfied	1.00%	1
Don't know	12.00%	12
TOTAL		100

Q20 The school keeps me informed about my child's progress and achievement.

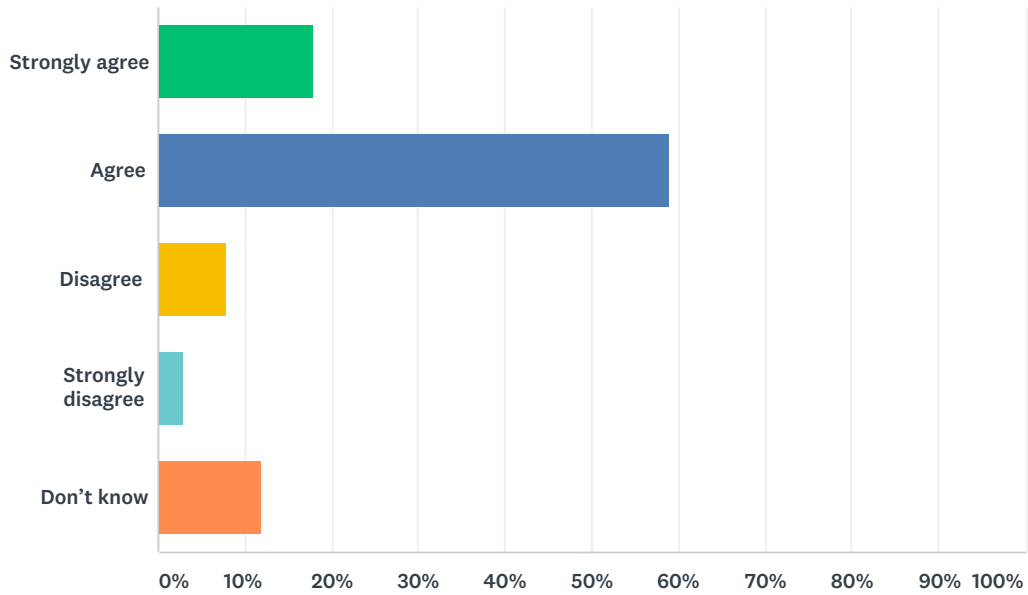
Answered: 100 Skipped: 17



ANSWER CHOICES	RESPONSES	
Strongly agree	30.00%	30
Agree	53.00%	53
Disagree	14.00%	14
Strongly disagree	2.00%	2
Don't know	1.00%	1
TOTAL		100

Q21 There is open and honest communication within my child's school.

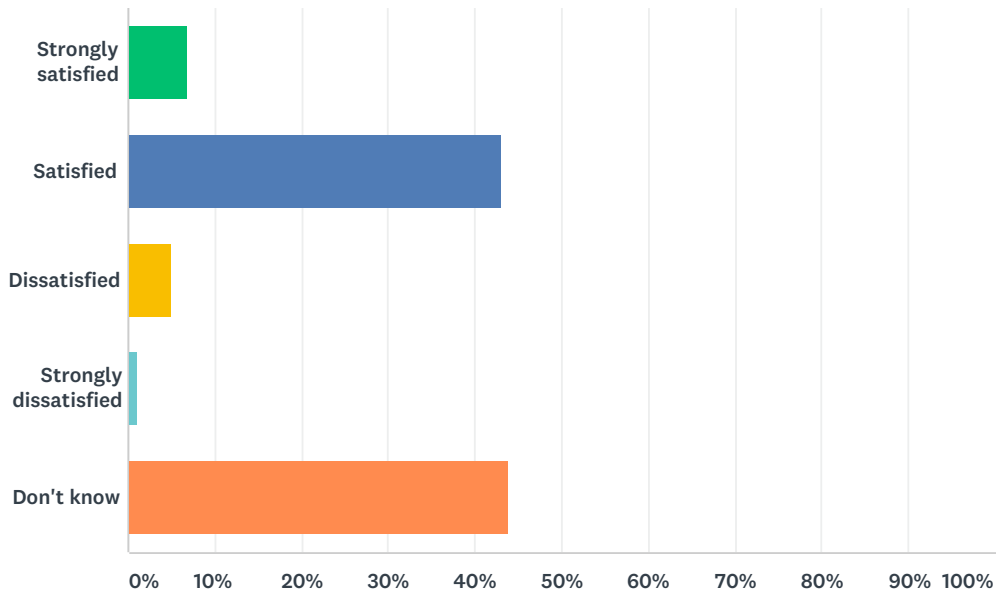
Answered: 100 Skipped: 17



ANSWER CHOICES	RESPONSES	
Strongly agree	18.00%	18
Agree	59.00%	59
Disagree	8.00%	8
Strongly disagree	3.00%	3
Don't know	12.00%	12
TOTAL		100

Q22 How satisfied are you with the community partnerships that may be established at your school? For example: Saffron, KEYS program, Green Certificate, lunch programs, after-school programs, RAP, Tools for School, Scratch Day, Entrepreneurial Adventure, scholarships/grants, etc.

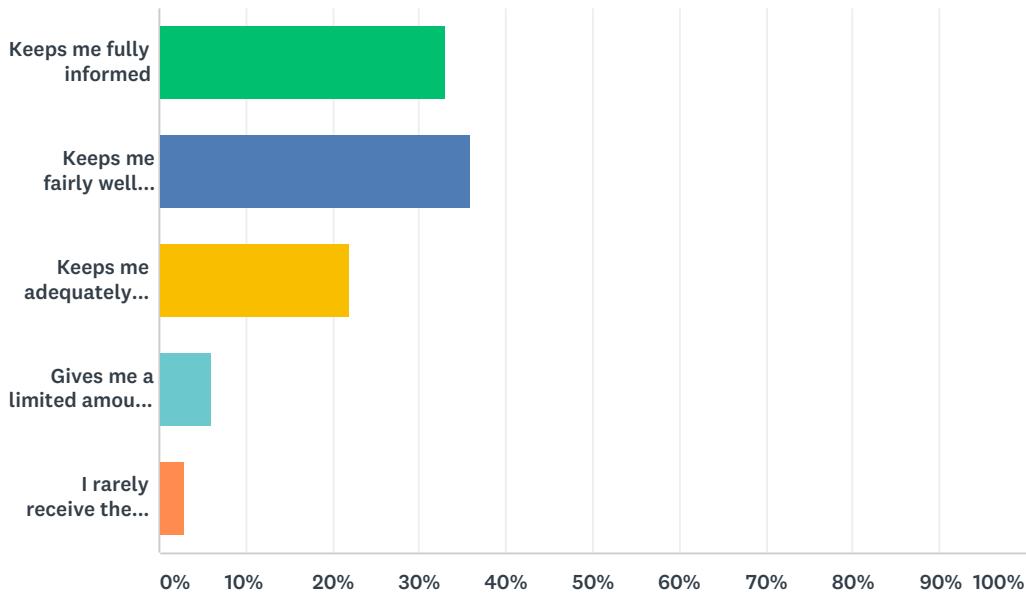
Answered: 100 Skipped: 17



ANSWER CHOICES	RESPONSES	
Strongly satisfied	7.00%	7
Satisfied	43.00%	43
Dissatisfied	5.00%	5
Strongly dissatisfied	1.00%	1
Don't know	44.00%	44
TOTAL		100

Q23 Elk Island Public Schools appreciates the opportunity to stay connected with parents about news, activities, programs and other matters of importance. What is your impression of the communication you receive from your child's school?

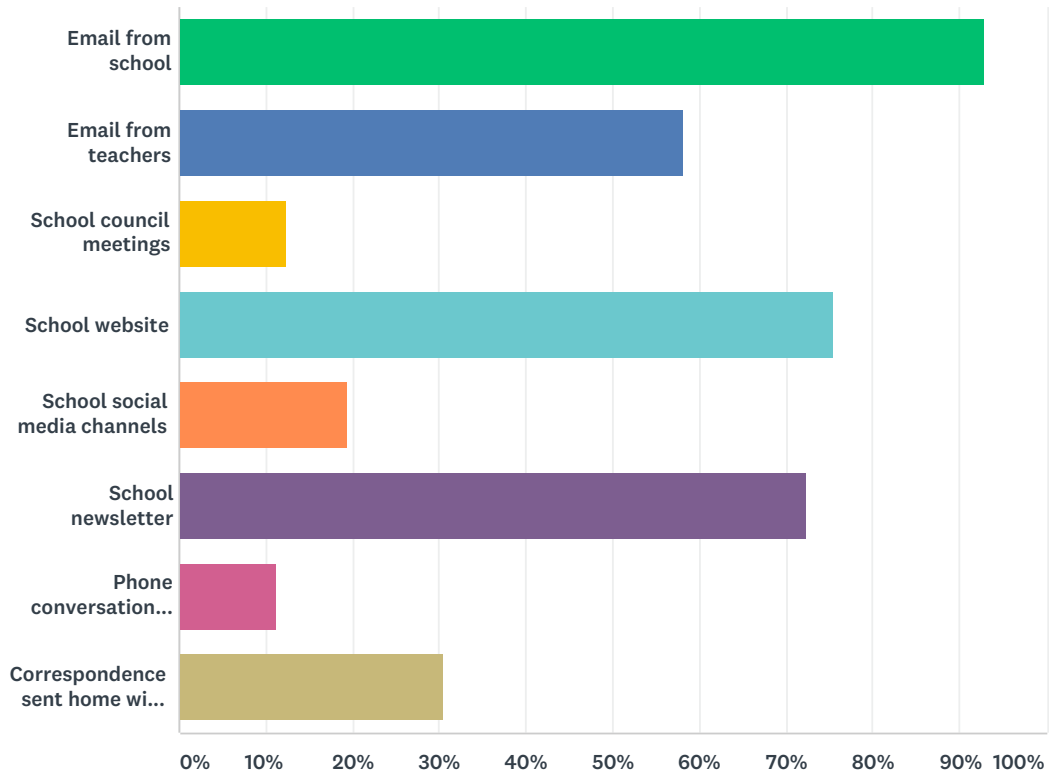
Answered: 100 Skipped: 17



ANSWER CHOICES	RESPONSES	
Keeps me fully informed	33.00%	33
Keeps me fairly well informed	36.00%	36
Keeps me adequately informed	22.00%	22
Gives me a limited amount of information	6.00%	6
I rarely receive the information I need	3.00%	3
TOTAL		100

Q24 Do you regularly make use of the following to keep up to date on school activities, programs, etc.? Check all that apply.

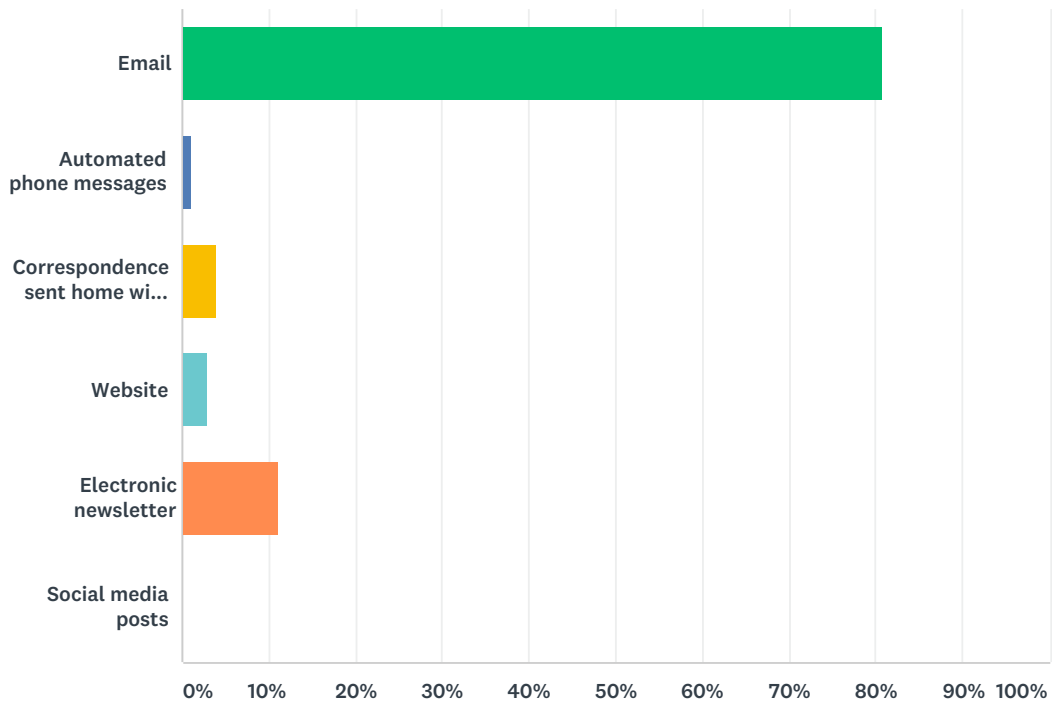
Answered: 98 Skipped: 19



ANSWER CHOICES	RESPONSES	
Email from school	92.86%	91
Email from teachers	58.16%	57
School council meetings	12.24%	12
School website	75.51%	74
School social media channels	19.39%	19
School newsletter	72.45%	71
Phone conversations with school and/or teachers	11.22%	11
Correspondence sent home with your child	30.61%	30
Total Respondents: 98		

Q25 What is your most preferred method of communication from the school and Division?

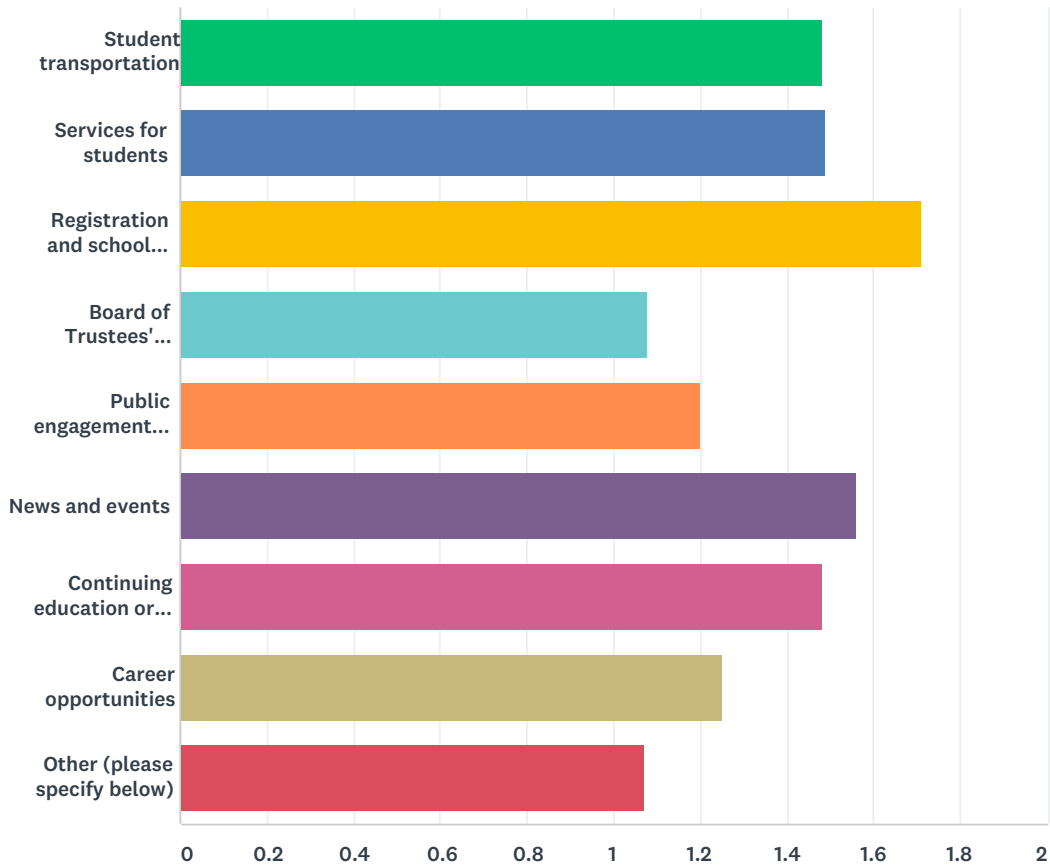
Answered: 99 Skipped: 18



ANSWER CHOICES	RESPONSES	
Email	80.81%	80
Automated phone messages	1.01%	1
Correspondence sent home with your child	4.04%	4
Website	3.03%	3
Electronic newsletter	11.11%	11
Social media posts	0.00%	0
TOTAL		99

Q26 Do you visit the Division website (www.eips.ca) for information on:

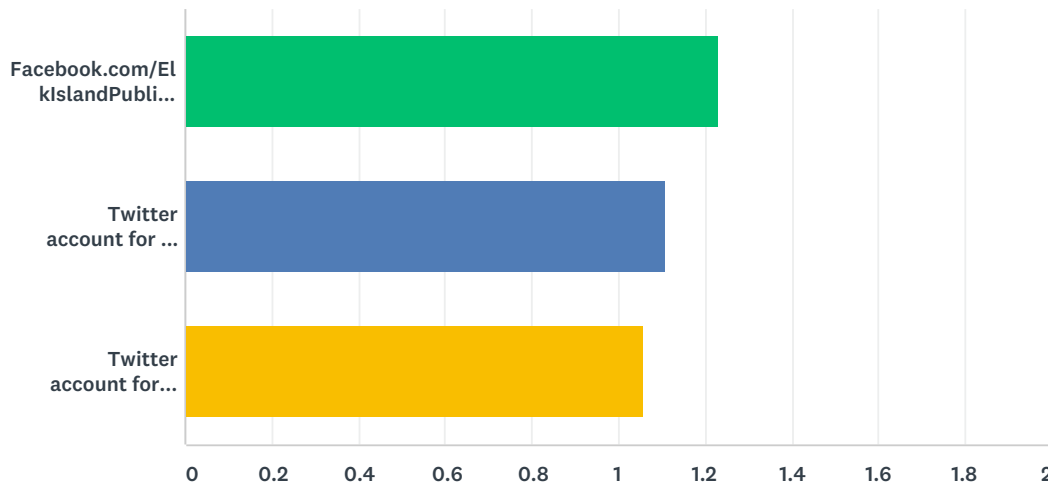
Answered: 99 Skipped: 18



	YES	NO	TOTAL	WEIGHTED AVERAGE
Student transportation	48.48% 48	51.52% 51	99	1.48
Services for students	49.49% 49	50.51% 50	99	1.49
Registration and school boundaries	70.71% 70	29.29% 29	99	1.71
Board of Trustees' meetings	8.08% 8	91.92% 91	99	1.08
Public engagement initiatives	20.20% 20	79.80% 79	99	1.20
News and events	55.56% 55	44.44% 44	99	1.56
Continuing education or summer courses	48.48% 48	51.52% 51	99	1.48
Career opportunities	25.25% 25	74.75% 74	99	1.25
Other (please specify below)	7.07% 7	92.93% 92	99	1.07

Q27 Elk Island Public Schools shares news and information on its social media channels. Do you follow:

Answered: 99 Skipped: 18



	YES	NO	TOTAL	WEIGHTED AVERAGE
Facebook.com/ElkIslandPublicSchools	23.23% 23	76.77% 76	99	1.23
Twitter account for the Division (@eips)	11.11% 11	88.89% 88	99	1.11
Twitter account for EIPS Student Transportation (@eipsST)	6.06% 6	93.94% 93	99	1.06