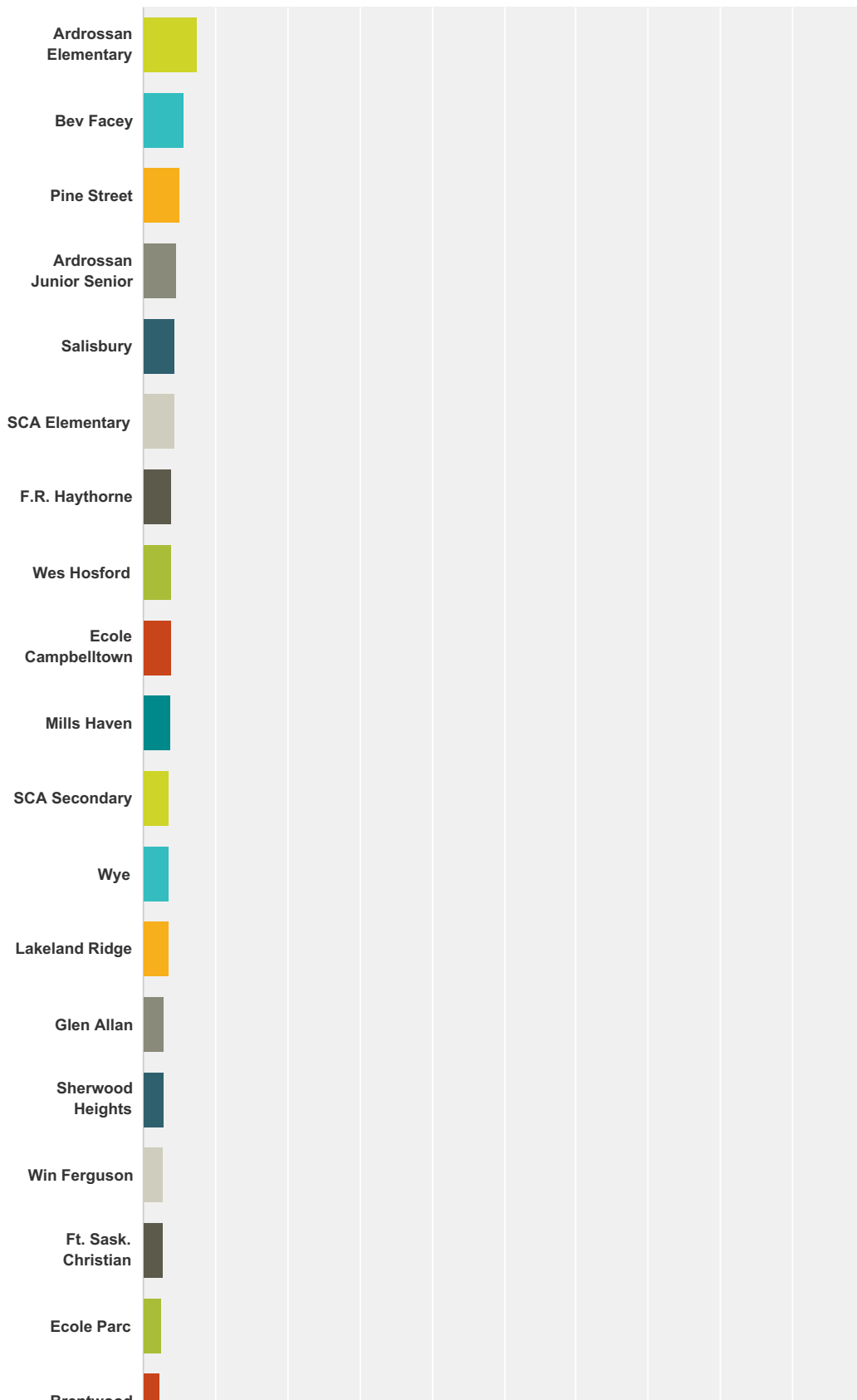
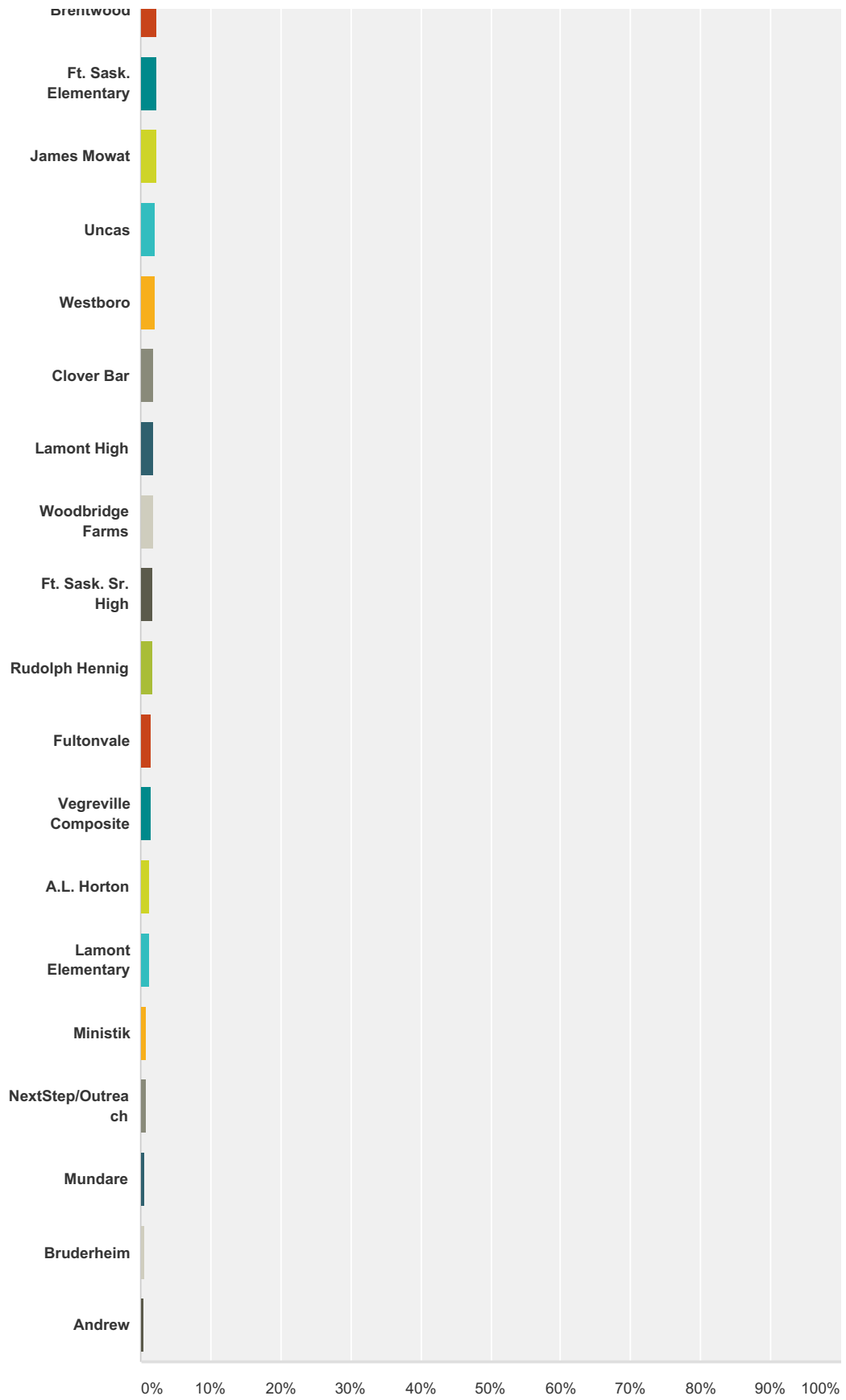


Q1 Please indicate the school your child attends.

Answered: 3,173 Skipped: 0



EIPS Parent Survey November 2015



Answer Choices	Responses
----------------	-----------

EIPS Parent Survey November 2015

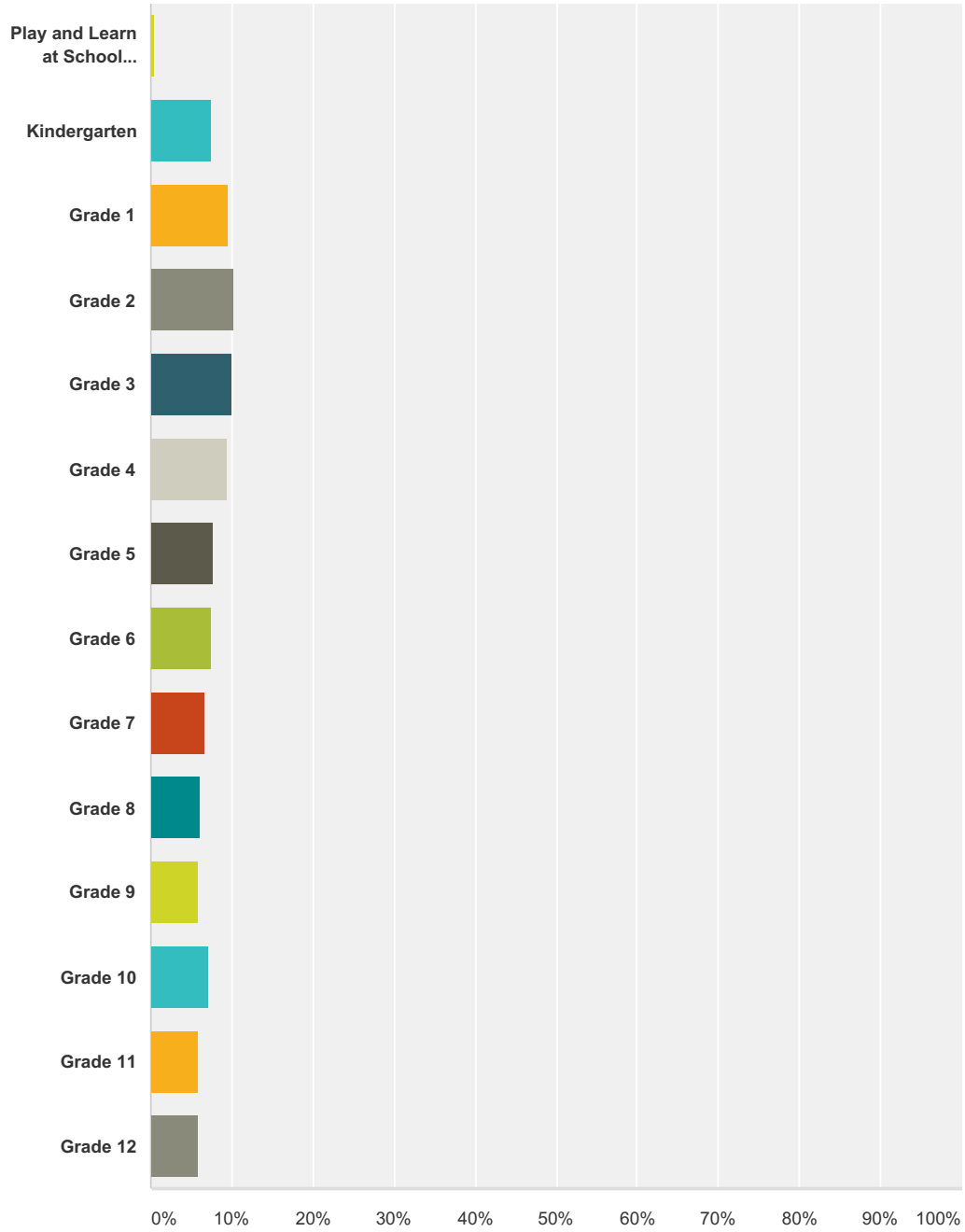
Ardrossan Elementary	7.44%	236
Bev Facey	5.70%	181
Pine Street	4.92%	156
Ardrossan Junior Senior	4.63%	147
Salisbury	4.29%	136
SCA Elementary	4.29%	136
F.R. Haythorne	4.03%	128
Wes Hosford	3.97%	126
Ecole Campbelltown	3.91%	124
Mills Haven	3.66%	116
SCA Secondary	3.59%	114
Wye	3.59%	114
Lakeland Ridge	3.56%	113
Glen Allan	2.99%	95
Sherwood Heights	2.99%	95
Win Ferguson	2.71%	86
Ft. Sask. Christian	2.65%	84
Ecole Parc	2.46%	78
Brentwood	2.24%	71
Ft. Sask. Elementary	2.24%	71
James Mowat	2.21%	70
Uncas	2.05%	65
Westboro	2.05%	65
Clover Bar	1.95%	62
Lamont High	1.89%	60
Woodbridge Farms	1.86%	59
Ft. Sask. Sr. High	1.70%	54
Rudolph Hennig	1.58%	50
Fultonvale	1.51%	48
Vegreville Composite	1.45%	46
A.L. Horton	1.26%	40
Lamont Elementary	1.23%	39
Ministik	0.88%	28
NextStep/Outreach	0.76%	24

EIPS Parent Survey November 2015

Mundare	0.69%	22
Bruderheim	0.60%	19
Andrew	0.47%	15
Total		3,173

Q2 Please indicate your child's grade.

Answered: 3,173 Skipped: 0



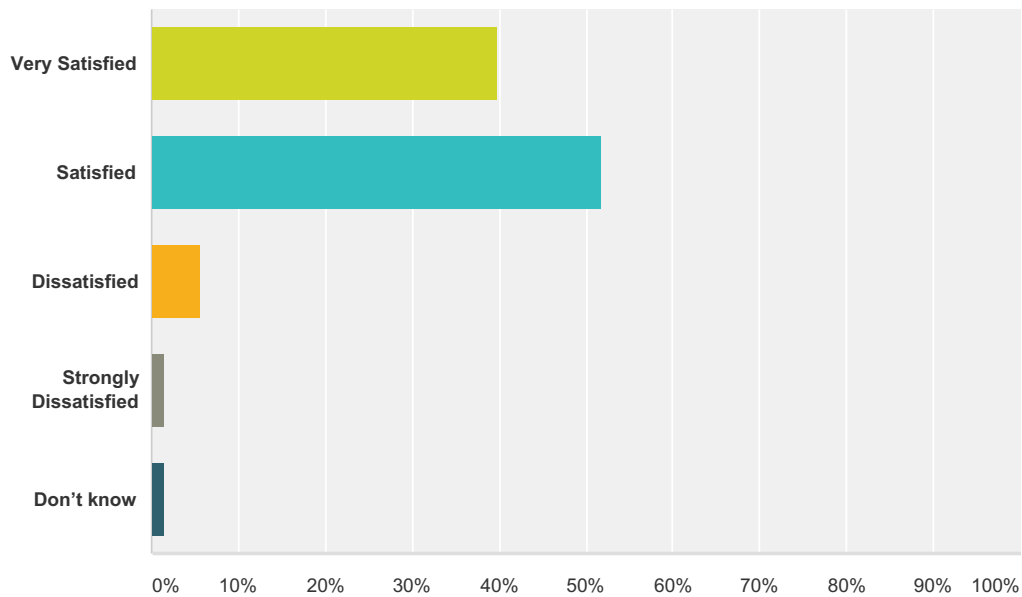
Answer Choices	Responses
Play and Learn at School (PALS)	0.38% 12

EIPS Parent Survey November 2015

Kindergarten	7.47%	237
Grade 1	9.71%	308
Grade 2	10.24%	325
Grade 3	10.12%	321
Grade 4	9.42%	299
Grade 5	7.69%	244
Grade 6	7.44%	236
Grade 7	6.65%	211
Grade 8	6.08%	193
Grade 9	5.89%	187
Grade 10	7.06%	224
Grade 11	5.92%	188
Grade 12	5.92%	188
Total		3,173

Q3 How satisfied are you with the quality of education that your child is receiving at his/her school?

Answered: 3,153 Skipped: 20



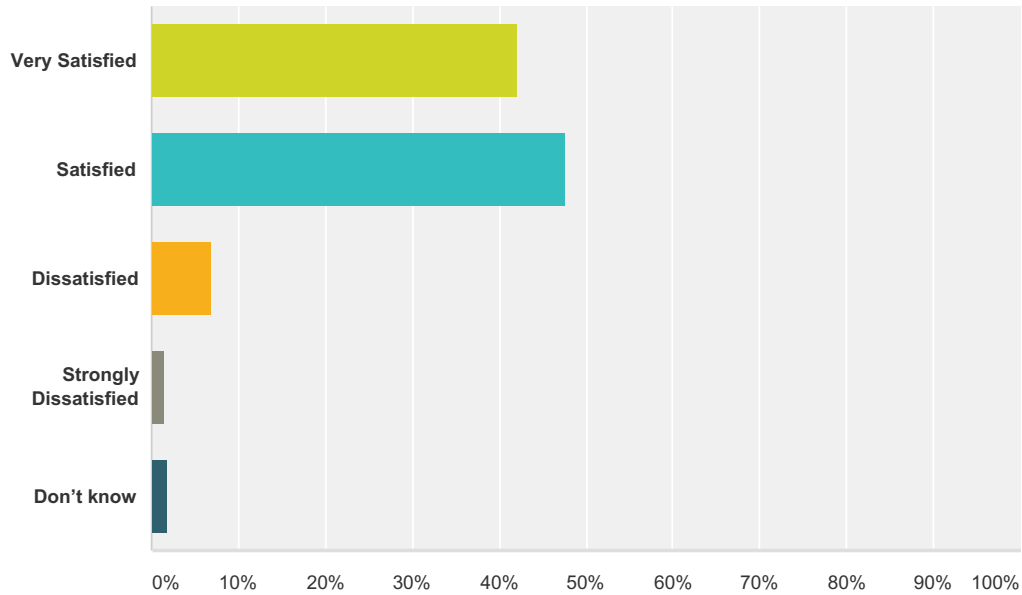
Answer Choices	Responses
Very Satisfied	39.90% 1,258
Satisfied	51.70% 1,630
Dissatisfied	5.55% 175

EIPS Parent Survey November 2015

Strongly Dissatisfied	1.49%	47
Don't know	1.36%	43
Total		3,153

Q4 How satisfied are you with the quality of teaching at your child's school?

Answered: 3,166 Skipped: 7

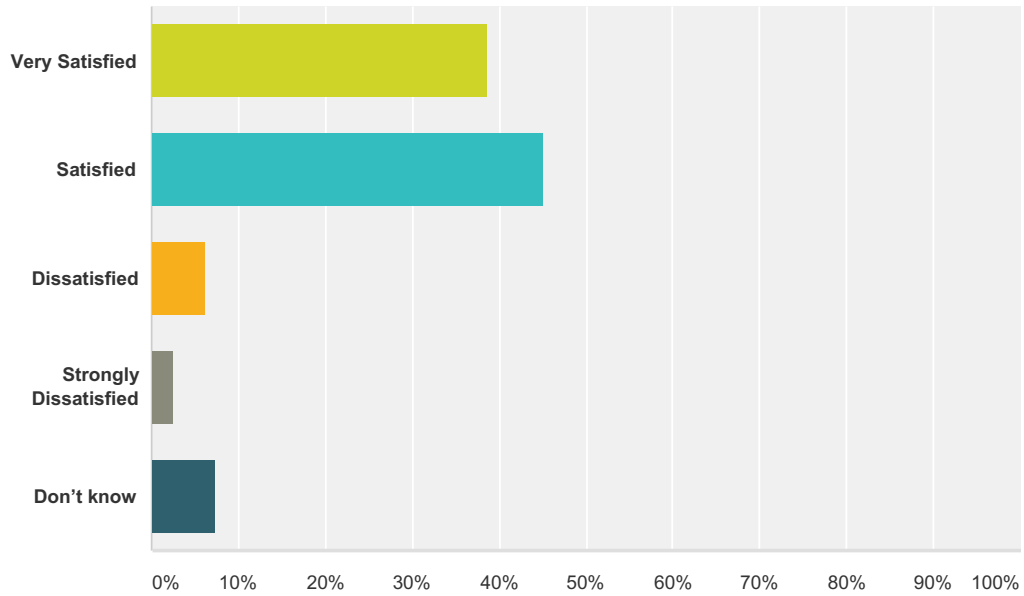


Answer Choices	Responses	Count
Very Satisfied	42.14%	1,334
Satisfied	47.69%	1,510
Dissatisfied	6.82%	216
Strongly Dissatisfied	1.45%	46
Don't know	1.90%	60
Total		3,166

Q5 How satisfied are you with the leadership in your child's school?

Answered: 3,161 Skipped: 12

EIPS Parent Survey November 2015

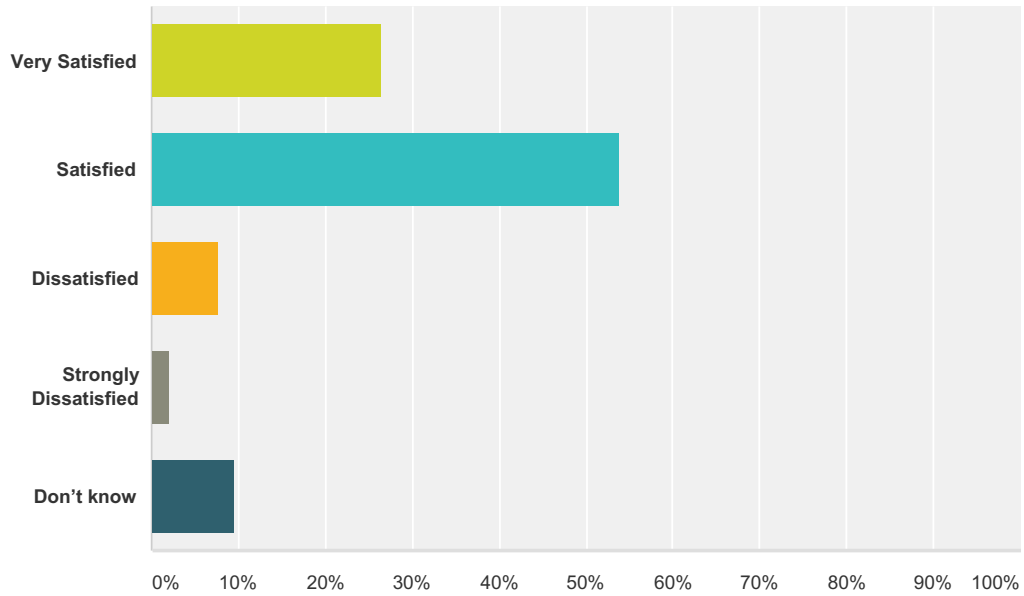


Answer Choices	Responses	
Very Satisfied	38.69%	1,223
Satisfied	45.11%	1,426
Dissatisfied	6.33%	200
Strongly Dissatisfied	2.56%	81
Don't know	7.31%	231
Total		3,161

Q6 How satisfied are you with the opportunity to be involved in decisions at your child's school?

Answered: 3,164 Skipped: 9

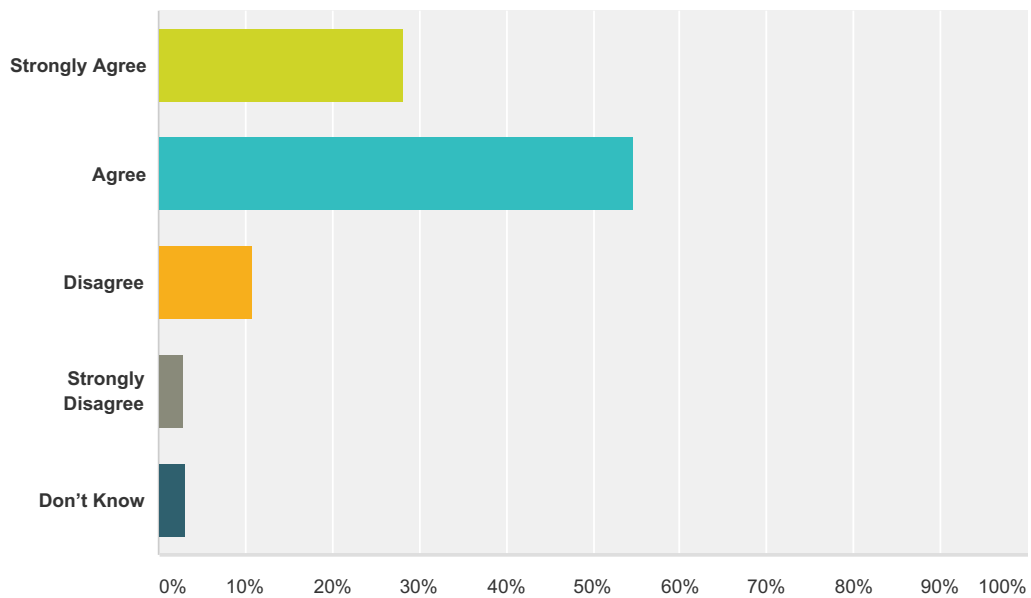
EIPS Parent Survey November 2015



Answer Choices	Responses
Very Satisfied	26.61% 842
Satisfied	53.92% 1,706
Dissatisfied	7.74% 245
Strongly Dissatisfied	2.12% 67
Don't know	9.61% 304
Total	3,164

Q7 My child's individual needs are met.

Answered: 3,161 Skipped: 12

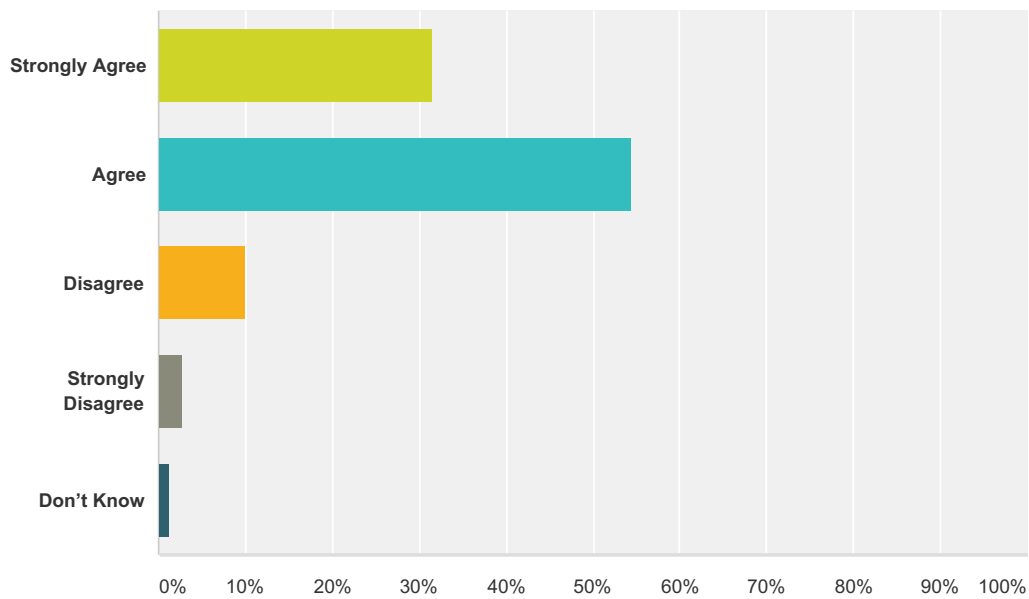


EIPS Parent Survey November 2015

Answer Choices	Responses	
Strongly Agree	28.28%	894
Agree	54.79%	1,732
Disagree	10.76%	340
Strongly Disagree	2.97%	94
Don't Know	3.20%	101
Total		3,161

Q8 The school keeps me informed about my child's progress and achievement.

Answered: 3,163 Skipped: 10

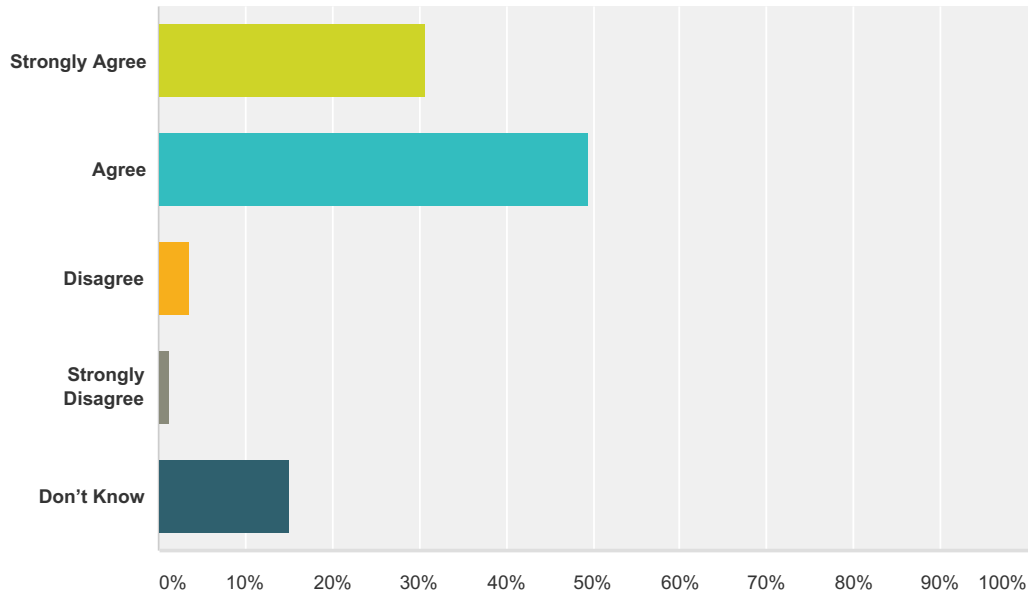


Answer Choices	Responses	
Strongly Agree	31.49%	996
Agree	54.54%	1,725
Disagree	10.02%	317
Strongly Disagree	2.72%	86
Don't Know	1.23%	39
Total		3,163

Q9 The rights and responsibilities of citizenship are reinforced in my child's school.

Answered: 3,155 Skipped: 18

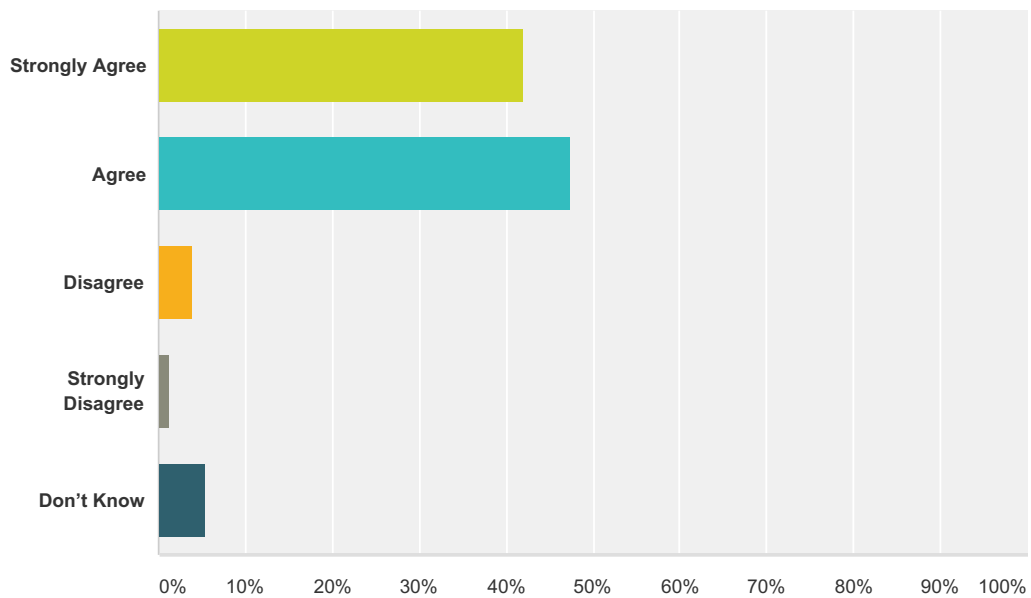
EIPS Parent Survey November 2015



Answer Choices	Responses
Strongly Agree	30.74% 970
Agree	49.45% 1,560
Disagree	3.49% 110
Strongly Disagree	1.24% 39
Don't Know	15.09% 476
Total	3,155

Q10 The school staff care about my child.

Answered: 3,160 Skipped: 13

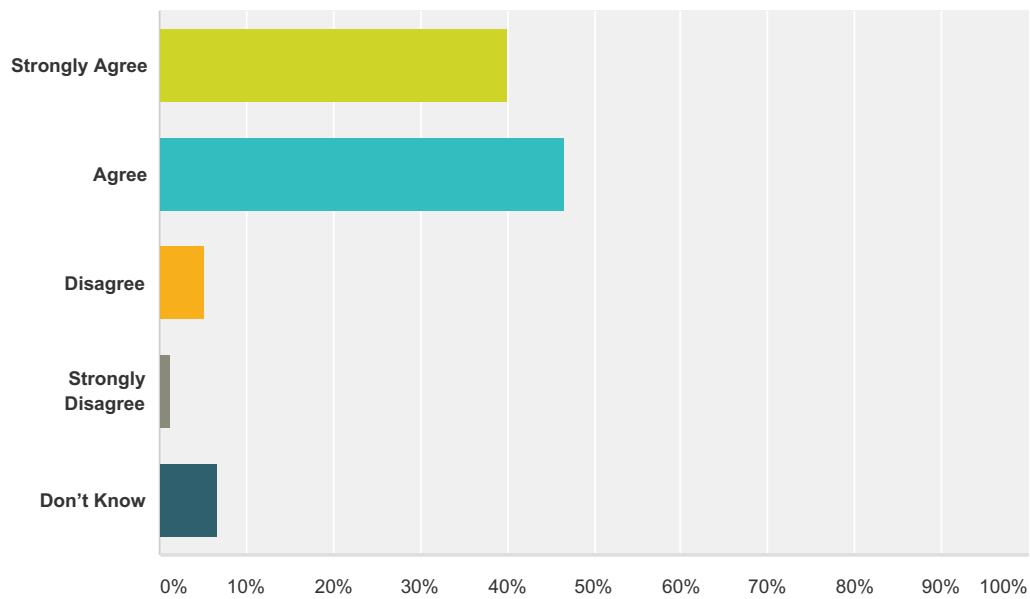


EIPS Parent Survey November 2015

Answer Choices	Responses	
Strongly Agree	41.93%	1,325
Agree	47.44%	1,499
Disagree	3.89%	123
Strongly Disagree	1.27%	40
Don't Know	5.47%	173
Total		3,160

Q11 My child is encouraged at school to do his or her best.

Answered: 3,163 Skipped: 10

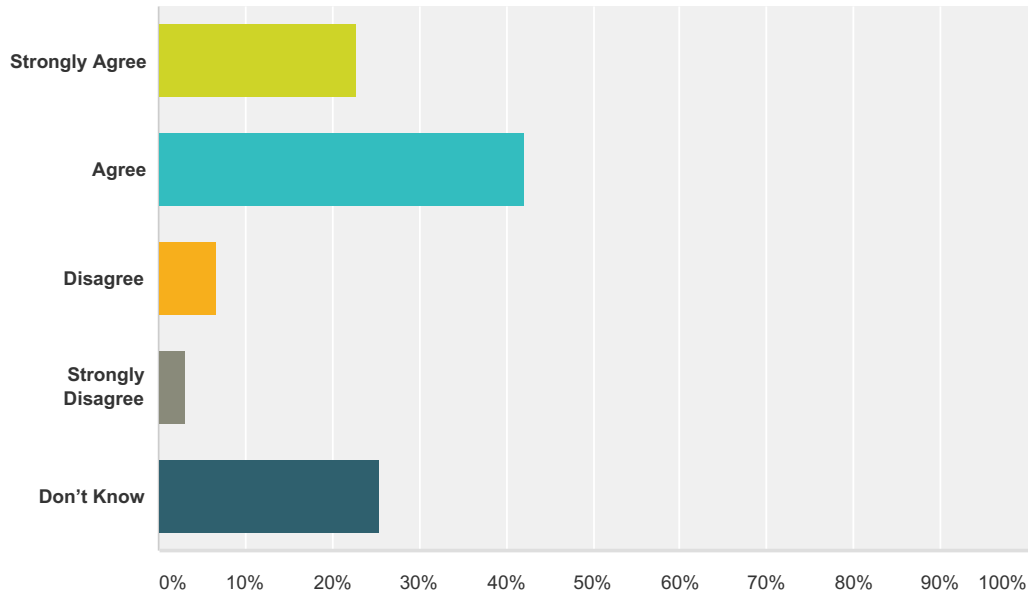


Answer Choices	Responses	
Strongly Agree	40.15%	1,270
Agree	46.54%	1,472
Disagree	5.28%	167
Strongly Disagree	1.30%	41
Don't Know	6.73%	213
Total		3,163

Q12 Discipline is handled in a fair and reasonable manner in my child's school.

Answered: 3,165 Skipped: 8

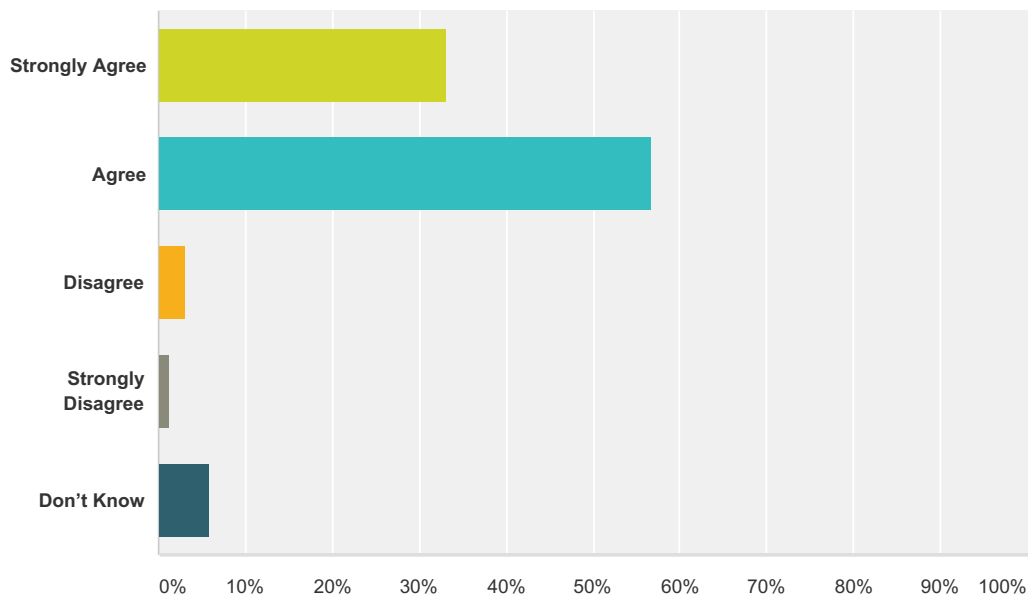
EIPS Parent Survey November 2015



Answer Choices	Responses
Strongly Agree	22.75% 720
Agree	42.09% 1,332
Disagree	6.67% 211
Strongly Disagree	3.06% 97
Don't Know	25.43% 805
Total	3,165

Q13 My child's school is safe.

Answered: 3,154 Skipped: 19

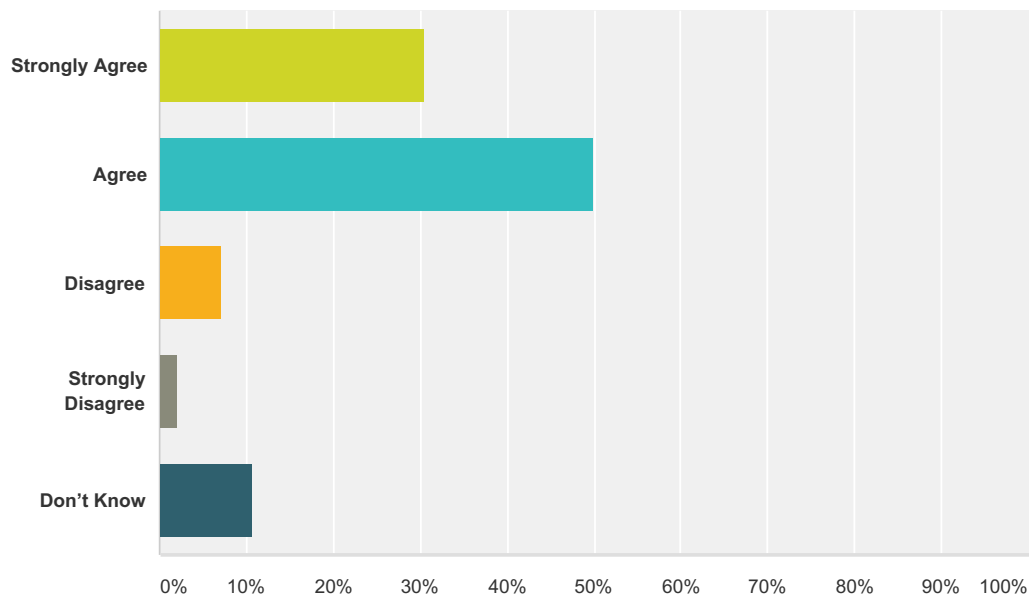


EIPS Parent Survey November 2015

Answer Choices	Responses
Strongly Agree	33.10% 1,044
Agree	56.79% 1,791
Disagree	3.04% 96
Strongly Disagree	1.17% 37
Don't Know	5.90% 186
Total	3,154

Q14 There is open and honest communication within my child's school.

Answered: 3,160 Skipped: 13

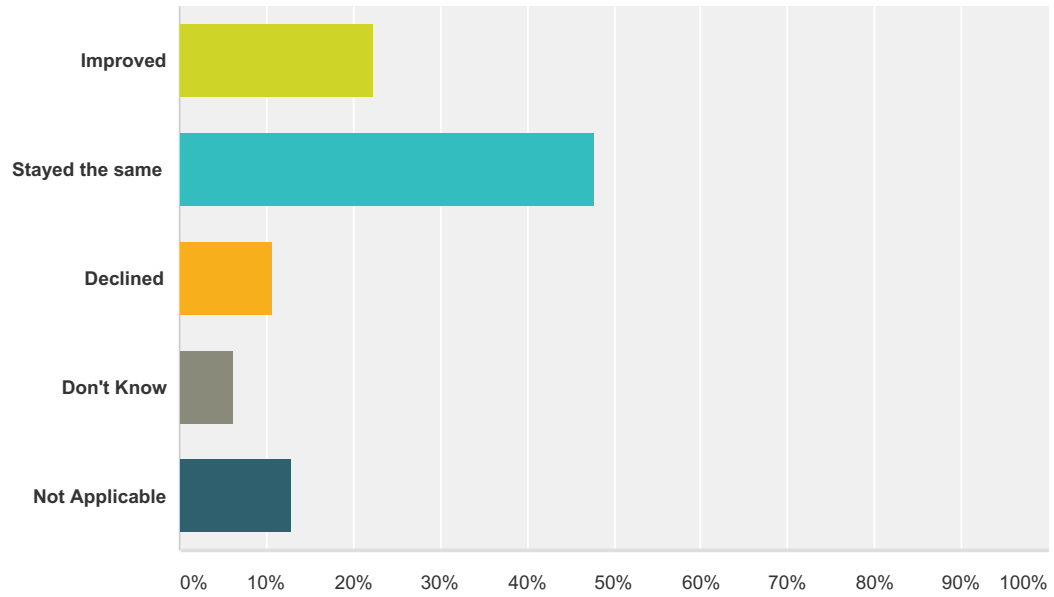


Answer Choices	Responses
Strongly Agree	30.38% 960
Agree	49.84% 1,575
Disagree	7.06% 223
Strongly Disagree	2.09% 66
Don't Know	10.63% 336
Total	3,160

Q15 In your opinion, has the quality of education that your child experienced at school improved, stayed the same, or declined in the past three years.

Answered: 3,167 Skipped: 6

EIPS Parent Survey November 2015



Answer Choices	Responses	
Improved	22.32%	707
Stayed the same	47.90%	1,517
Declined	10.55%	334
Don't Know	6.22%	197
Not Applicable	13.01%	412
Total		3,167