



### Q1 Please indicate the school your child attends.

Answered: 128 Skipped: 0



# EIPS Parent Survey November 2015



Answer Choices	Responses
----------------	-----------

EIPS Parent Survey November 2015

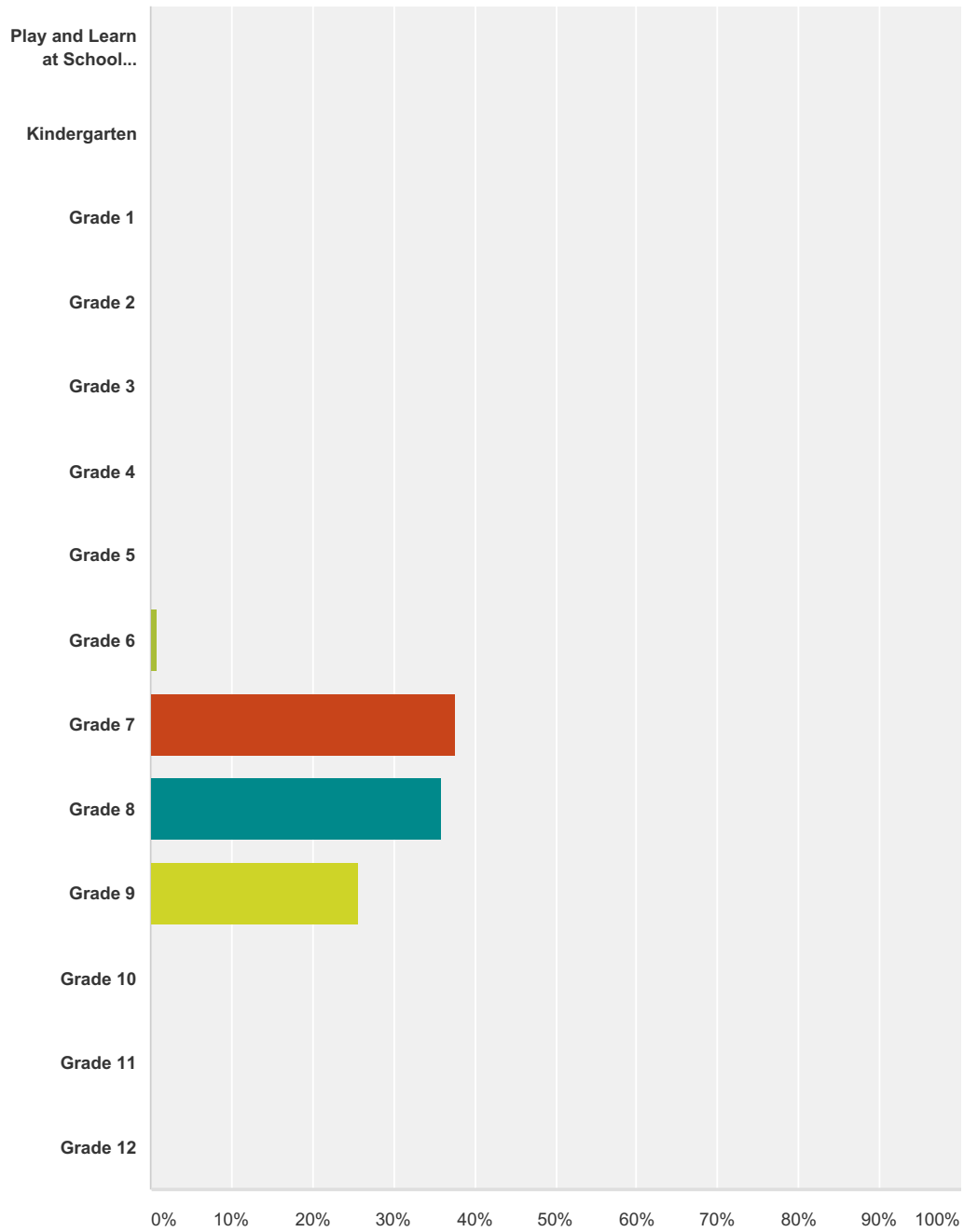
F.R. Haythorne	100.00%	128
A.L. Horton	0.00%	0
Andrew	0.00%	0
Ardrossan Elementary	0.00%	0
Ardrossan Junior Senior	0.00%	0
Bev Facey	0.00%	0
Brentwood	0.00%	0
Bruderheim	0.00%	0
Clover Bar	0.00%	0
Ecole Campbelltown	0.00%	0
Ecole Parc	0.00%	0
Ft. Sask. Christian	0.00%	0
Ft. Sask. Elementary	0.00%	0
Ft. Sask. Sr. High	0.00%	0
Fultonvale	0.00%	0
Glen Allan	0.00%	0
James Mowat	0.00%	0
Lakeland Ridge	0.00%	0
Lamont Elementary	0.00%	0
Lamont High	0.00%	0
Mills Haven	0.00%	0
Ministik	0.00%	0
Mundare	0.00%	0
NextStep/Outreach	0.00%	0
Pine Street	0.00%	0
Rudolph Hennig	0.00%	0
Salisbury	0.00%	0
Sherwood Heights	0.00%	0
SCA Elementary	0.00%	0
SCA Secondary	0.00%	0
Uncas	0.00%	0
Vegreville Composite	0.00%	0
Wes Hosford	0.00%	0
Westboro	0.00%	0

## EIPS Parent Survey November 2015

Win Ferguson	0.00%	0
Woodbridge Farms	0.00%	0
Wye	0.00%	0
<b>Total</b>		<b>128</b>

## Q2 Please indicate your child's grade.

Answered: 128 Skipped: 0



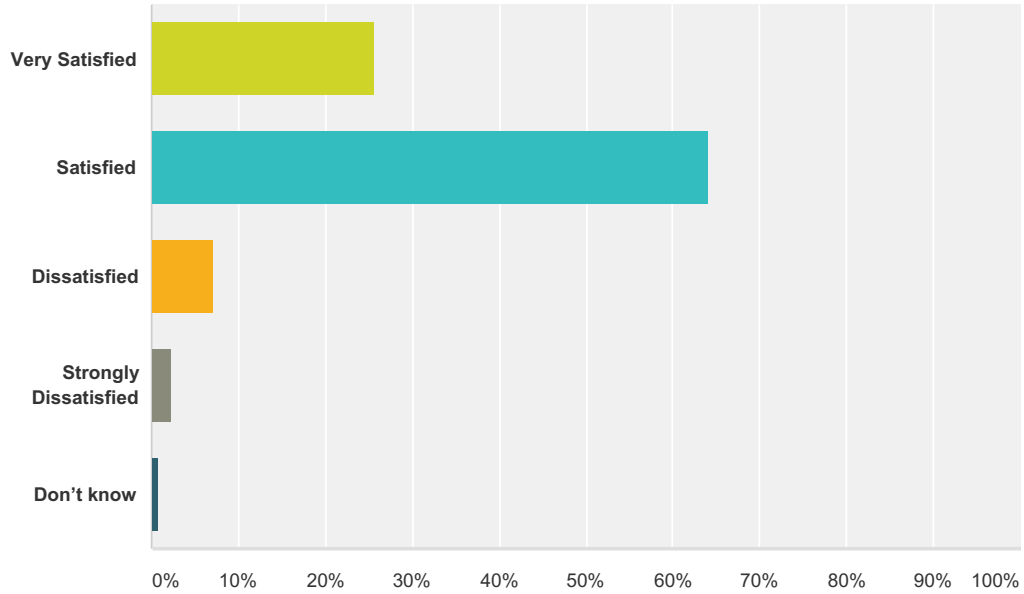
Answer Choices	Responses
Play and Learn at School (PALS)	0.00% 0
Kindergarten	0.00% 0
Grade 1	0.00% 0
Grade 2	0.00% 0
Grade 3	0.00% 0

## EIPS Parent Survey November 2015

Grade 4	0.00%	0
Grade 5	0.00%	0
Grade 6	0.78%	1
Grade 7	37.50%	48
Grade 8	35.94%	46
Grade 9	25.78%	33
Grade 10	0.00%	0
Grade 11	0.00%	0
Grade 12	0.00%	0
<b>Total</b>		<b>128</b>

### Q3 How satisfied are you with the quality of education that your child is receiving at his/her school?

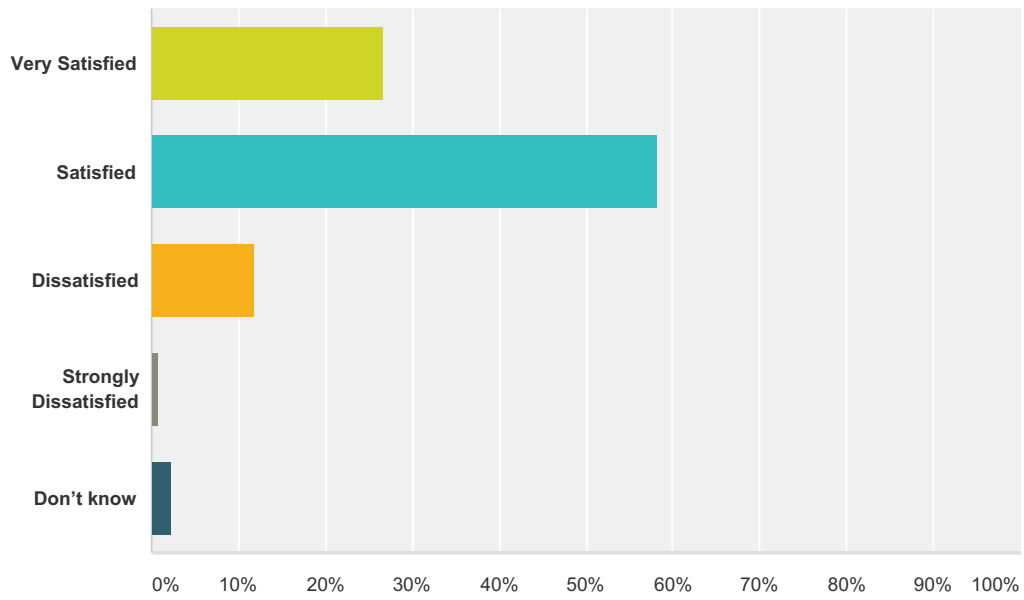
Answered: 128 Skipped: 0



Answer Choices	Responses	
Very Satisfied	25.78%	33
Satisfied	64.06%	82
Dissatisfied	7.03%	9
Strongly Dissatisfied	2.34%	3
Don't know	0.78%	1
<b>Total</b>		<b>128</b>

### Q4 How satisfied are you with the quality of teaching at your child's school?

Answered: 127 Skipped: 1

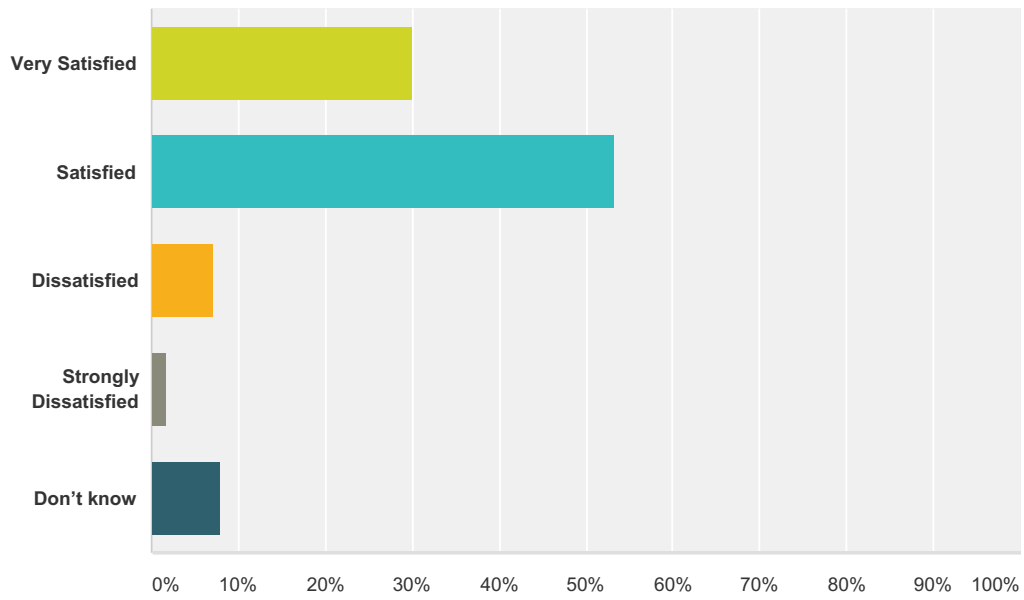


Answer Choices	Responses	Count
Very Satisfied	26.77%	34
Satisfied	58.27%	74
Dissatisfied	11.81%	15
Strongly Dissatisfied	0.79%	1
Don't know	2.36%	3
<b>Total</b>		<b>127</b>



### Q5 How satisfied are you with the leadership in your child's school?

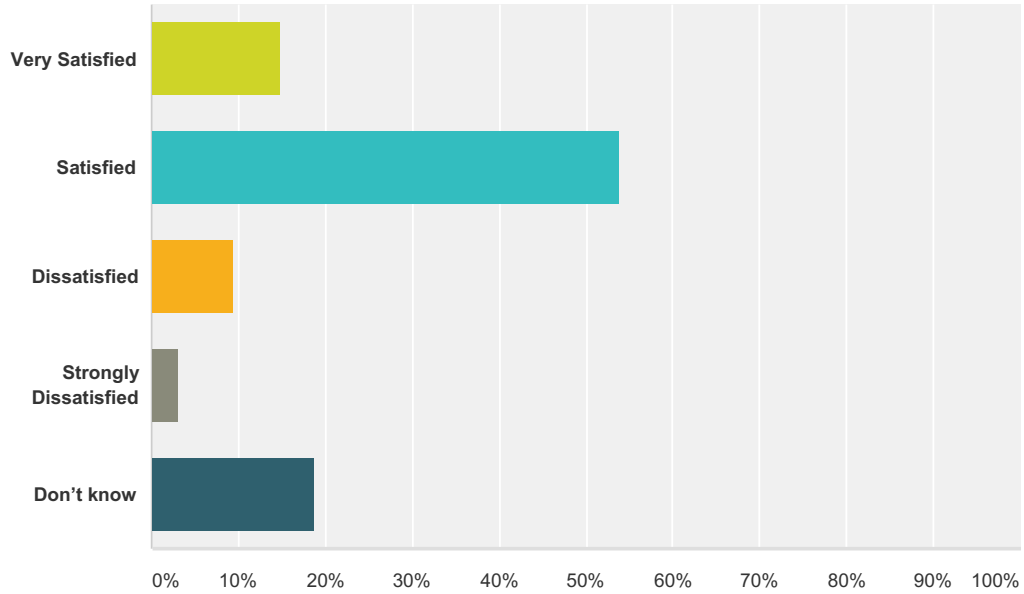
Answered: 126 Skipped: 2



Answer Choices	Responses	Count
Very Satisfied	30.16%	38
Satisfied	53.17%	67
Dissatisfied	7.14%	9
Strongly Dissatisfied	1.59%	2
Don't know	7.94%	10
<b>Total</b>		<b>126</b>

### Q6 How satisfied are you with the opportunity to be involved in decisions at your child's school?

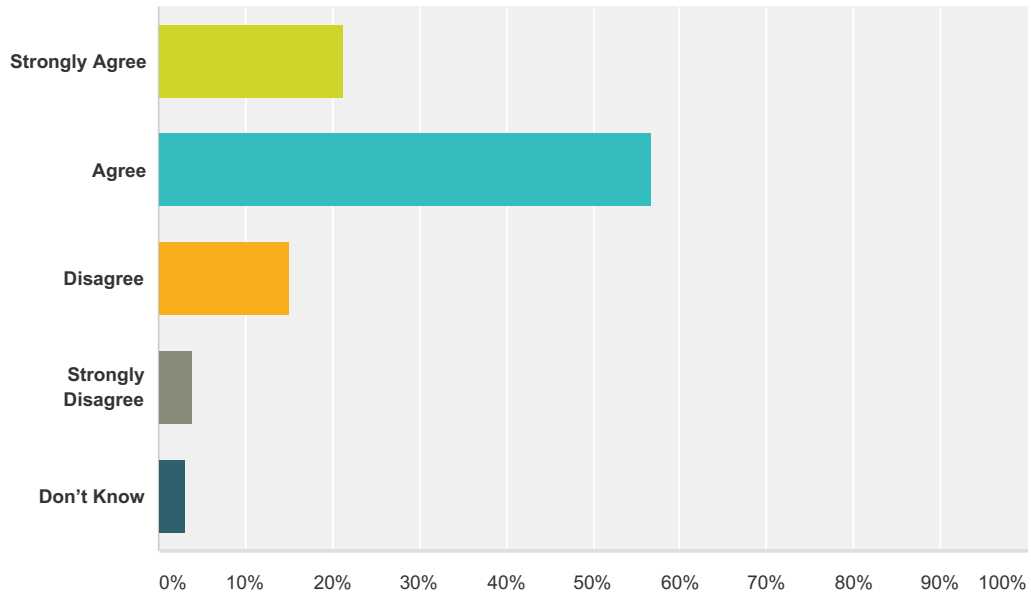
Answered: 128 Skipped: 0



Answer Choices	Responses	
Very Satisfied	14.84%	19
Satisfied	53.91%	69
Dissatisfied	9.38%	12
Strongly Dissatisfied	3.13%	4
Don't know	18.75%	24
<b>Total</b>		<b>128</b>

### Q7 My child's individual needs are met.

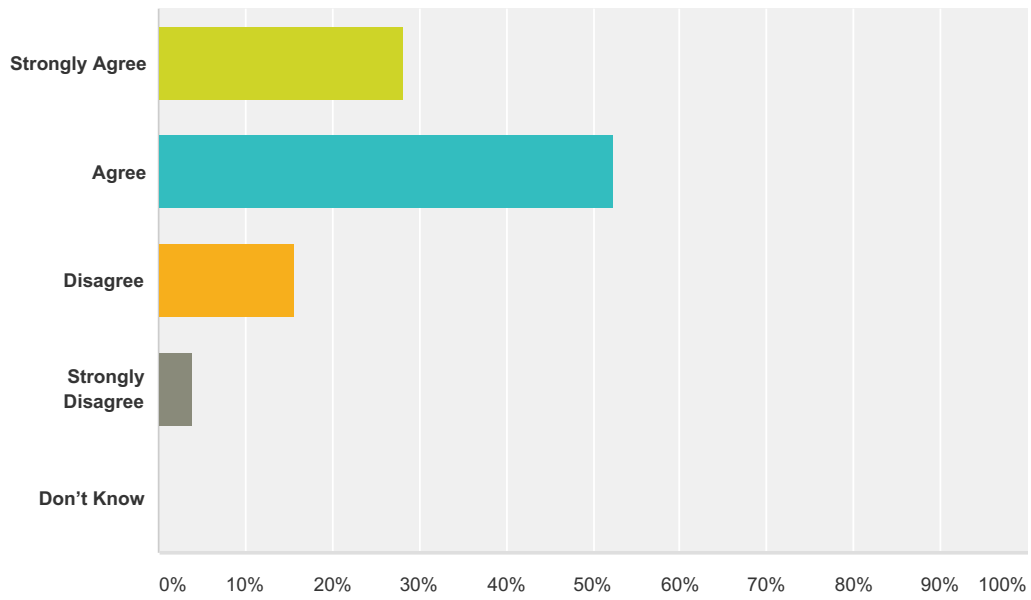
Answered: 127 Skipped: 1



Answer Choices	Responses
Strongly Agree	21.26% 27
Agree	56.69% 72
Disagree	14.96% 19
Strongly Disagree	3.94% 5
Don't Know	3.15% 4
<b>Total</b>	<b>127</b>

**Q8 The school keeps me informed about my child's progress and achievement.**

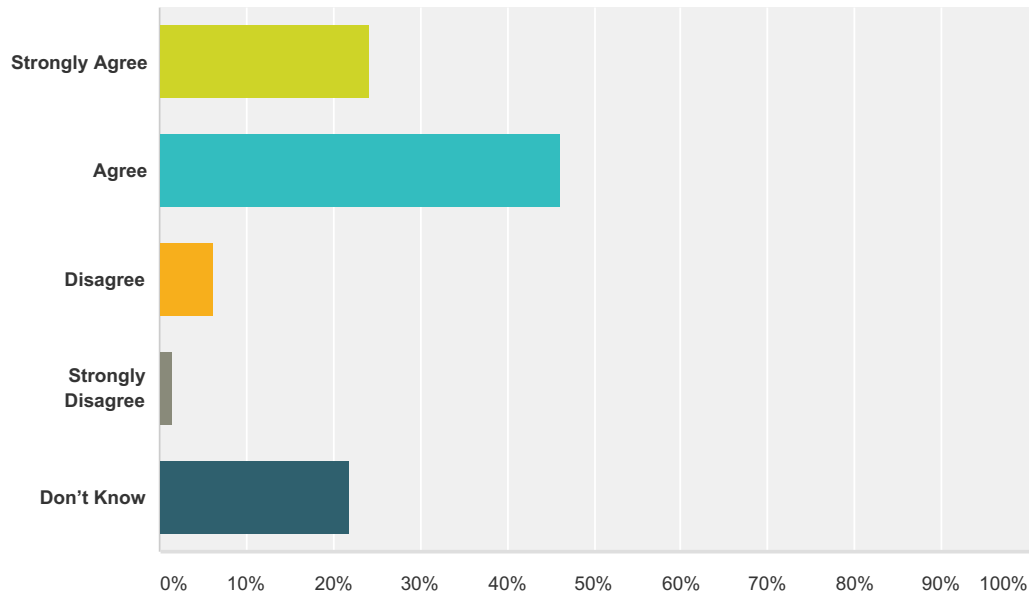
Answered: 128 Skipped: 0



Answer Choices	Responses	
Strongly Agree	28.13%	36
Agree	52.34%	67
Disagree	15.63%	20
Strongly Disagree	3.91%	5
Don't Know	0.00%	0
<b>Total</b>		<b>128</b>

**Q9 The rights and responsibilities of citizenship are reinforced in my child's school.**

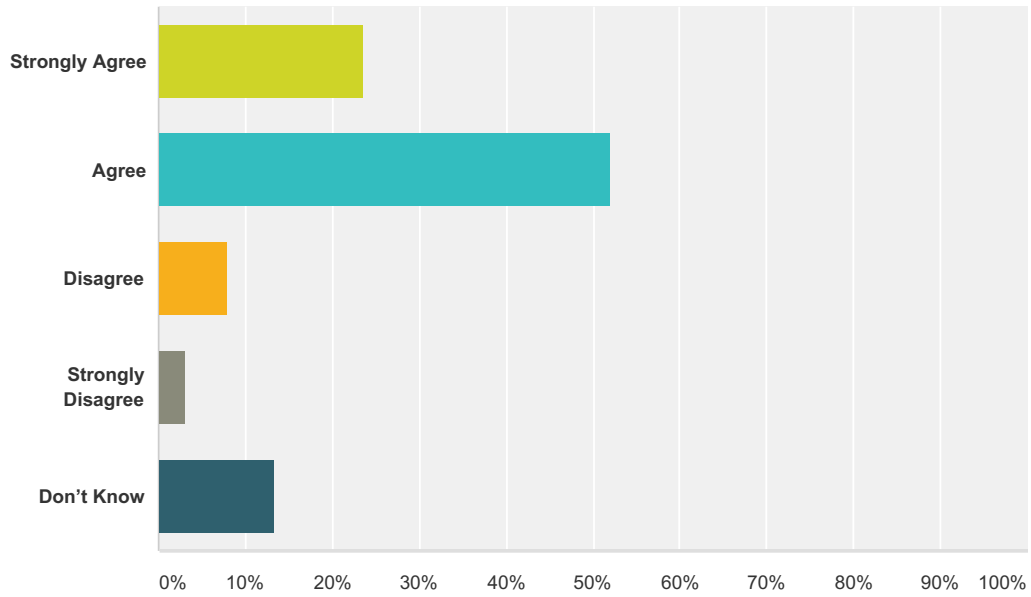
Answered: 128 Skipped: 0



Answer Choices	Responses	
Strongly Agree	24.22%	31
Agree	46.09%	59
Disagree	6.25%	8
Strongly Disagree	1.56%	2
Don't Know	21.88%	28
<b>Total</b>		<b>128</b>

### Q10 The school staff care about my child.

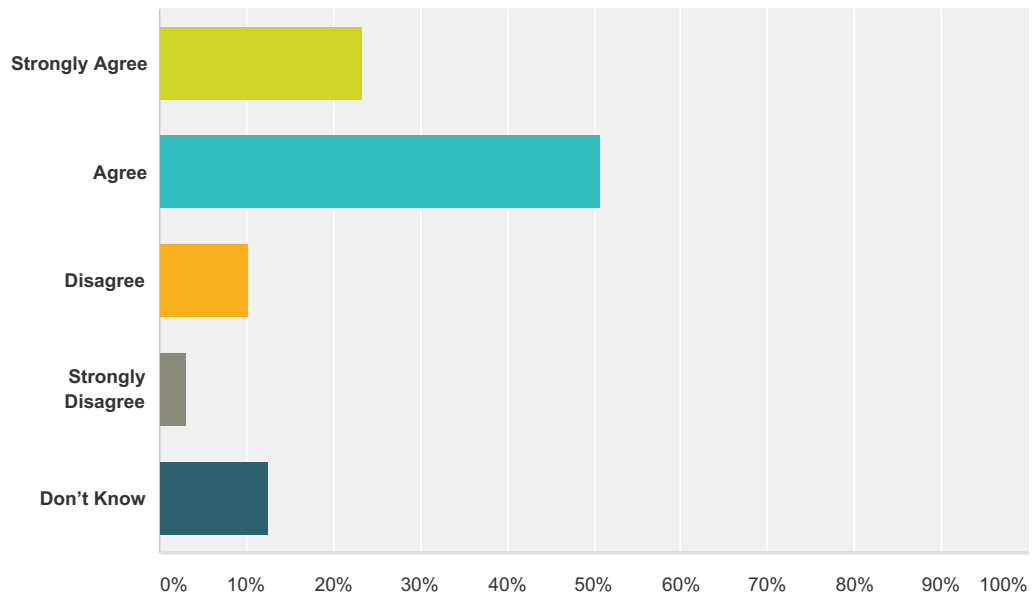
Answered: 127 Skipped: 1



Answer Choices	Responses
Strongly Agree	23.62% 30
Agree	51.97% 66
Disagree	7.87% 10
Strongly Disagree	3.15% 4
Don't Know	13.39% 17
<b>Total</b>	<b>127</b>

### Q11 My child is encouraged at school to do his or her best.

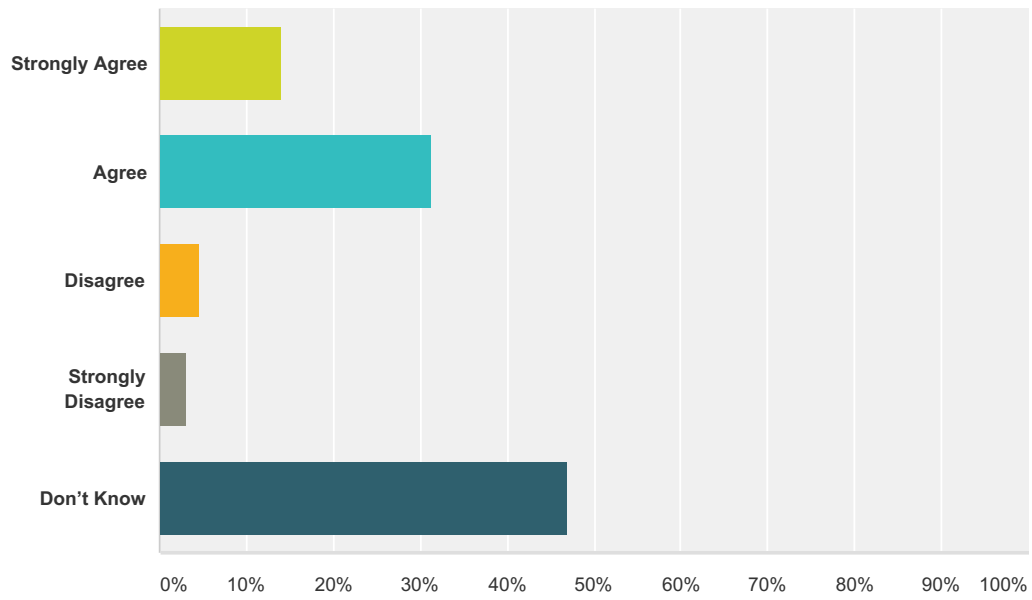
Answered: 128 Skipped: 0



Answer Choices	Responses	Count
Strongly Agree	23.44%	30
Agree	50.78%	65
Disagree	10.16%	13
Strongly Disagree	3.13%	4
Don't Know	12.50%	16
<b>Total</b>		<b>128</b>

**Q12 Discipline is handled in a fair and reasonable manner in my child's school.**

Answered: 128 Skipped: 0

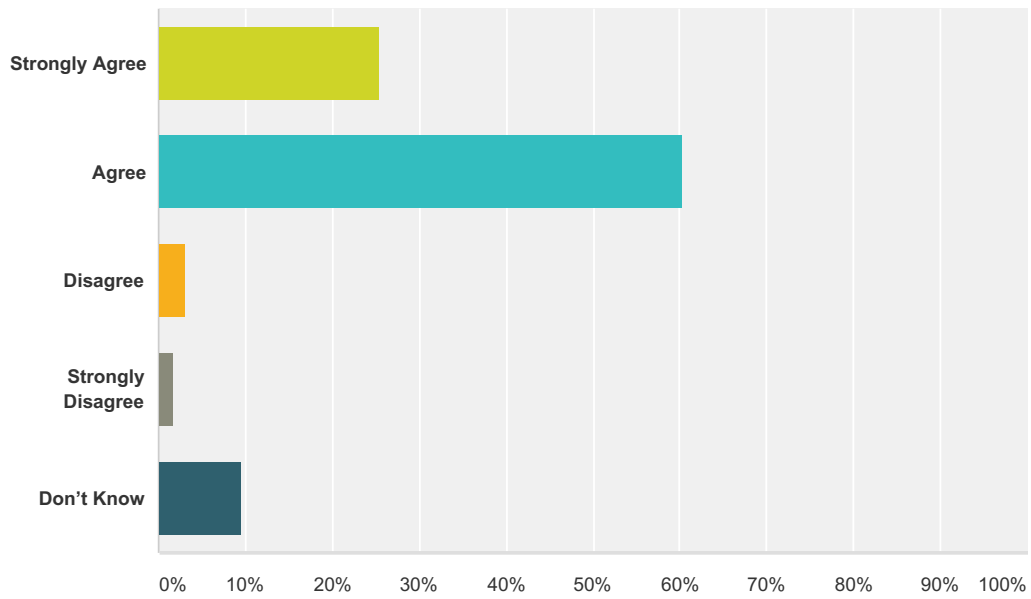


Answer Choices	Responses	
Strongly Agree	14.06%	18
Agree	31.25%	40
Disagree	4.69%	6
Strongly Disagree	3.13%	4
Don't Know	46.88%	60
<b>Total</b>		<b>128</b>



### Q13 My child's school is safe.

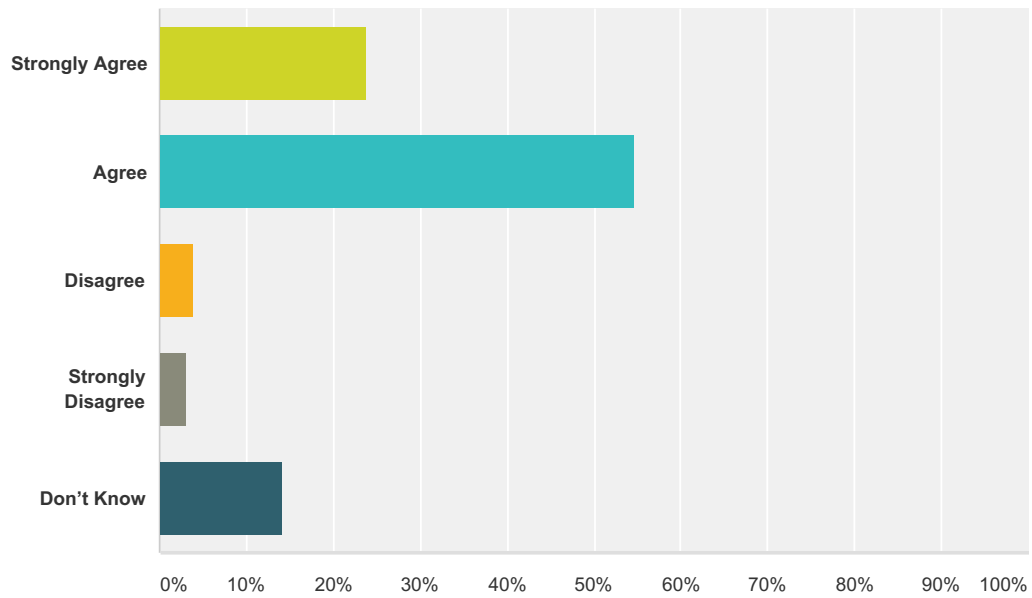
Answered: 126 Skipped: 2



Answer Choices	Responses	
Strongly Agree	25.40%	32
Agree	60.32%	76
Disagree	3.17%	4
Strongly Disagree	1.59%	2
Don't Know	9.52%	12
<b>Total</b>		<b>126</b>

### Q14 There is open and honest communication within my child's school.

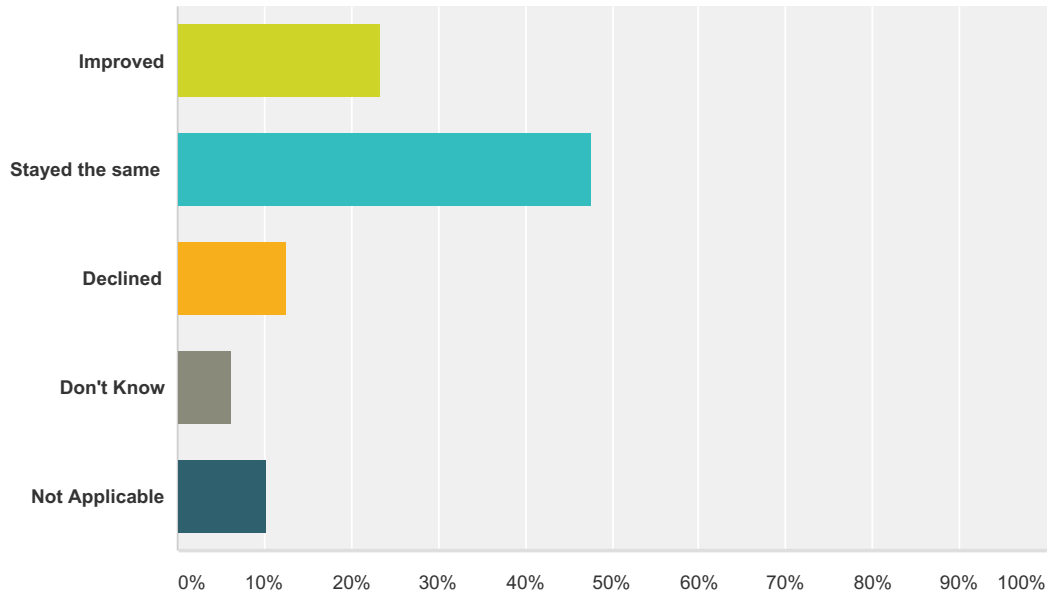
Answered: 126 Skipped: 2



Answer Choices	Responses	
Strongly Agree	23.81%	30
Agree	54.76%	69
Disagree	3.97%	5
Strongly Disagree	3.17%	4
Don't Know	14.29%	18
<b>Total</b>		<b>126</b>

**Q15 In your opinion, has the quality of education that your child experienced at school improved, stayed the same, or declined in the past three years.**

Answered: 128 Skipped: 0



Answer Choices	Responses
Improved	23.44% 30
Stayed the same	47.66% 61
Declined	12.50% 16
Don't Know	6.25% 8
Not Applicable	10.16% 13
<b>Total</b>	<b>128</b>