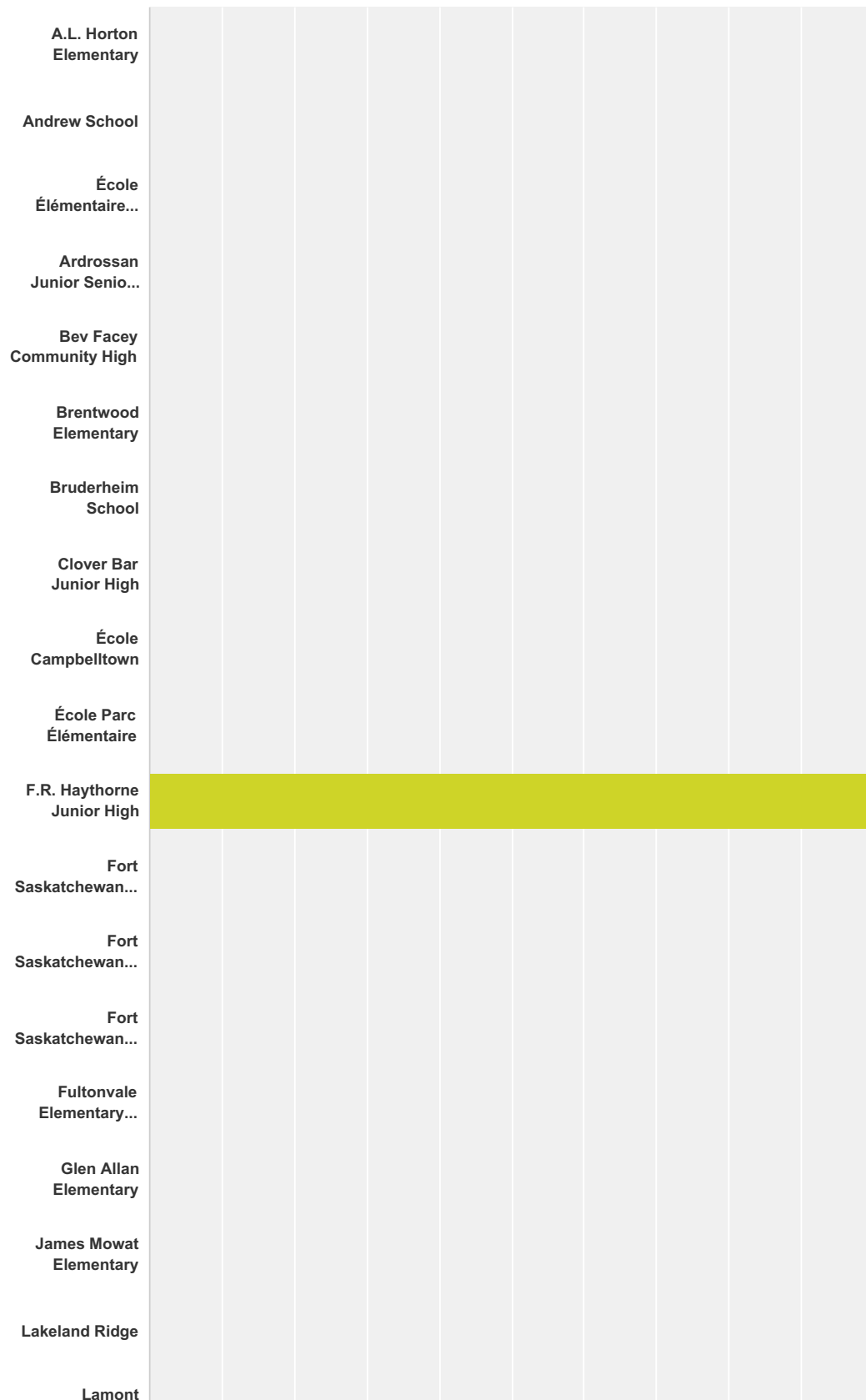


### Q1 Please indicate the school your child attends.

Answered: 161 Skipped: 0



# EIPS Parent Survey 2016-2017



Answer Choices	Responses
----------------	-----------

## EIPS Parent Survey 2016-2017

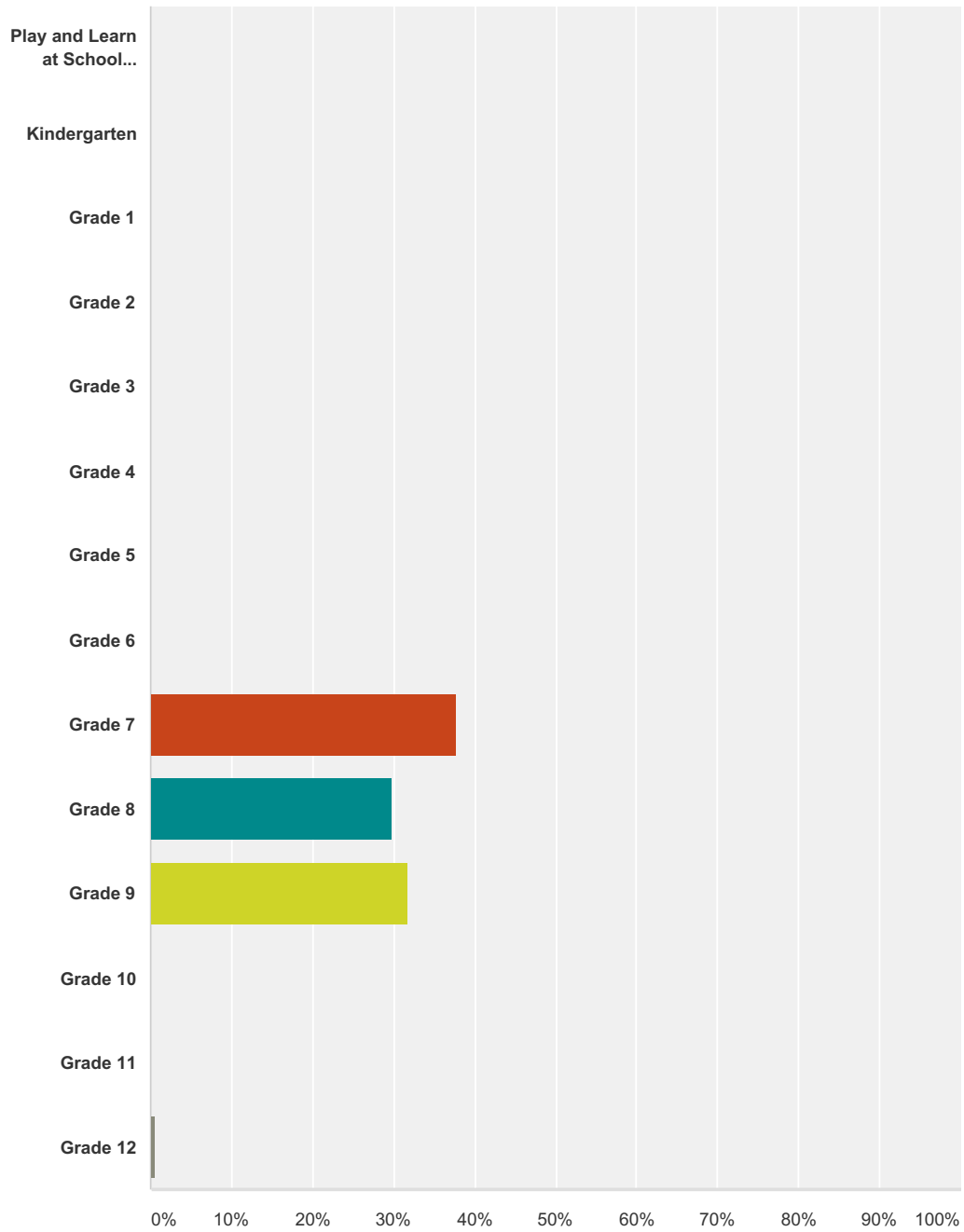
A.L. Horton Elementary	0.00%	0
Andrew School	0.00%	0
École Élémentaire Ardrossan Elementary	0.00%	0
Ardrossan Junior Senior High	0.00%	0
Bev Facey Community High	0.00%	0
Brentwood Elementary	0.00%	0
Bruderheim School	0.00%	0
Clover Bar Junior High	0.00%	0
École Campbelltown	0.00%	0
École Parc Élémentaire	0.00%	0
F.R. Haythorne Junior High	100.00%	161
Fort Saskatchewan Christian	0.00%	0
Fort Saskatchewan Elementary	0.00%	0
Fort Saskatchewan Senior High	0.00%	0
Fultonvale Elementary Junior High	0.00%	0
Glen Allan Elementary	0.00%	0
James Mowat Elementary	0.00%	0
Lakeland Ridge	0.00%	0
Lamont Elementary	0.00%	0
Lamont High	0.00%	0
Mills Haven Elementary	0.00%	0
Ministik School	0.00%	0
Mundare School	0.00%	0
Next Step/Outreach	0.00%	0
Pine Street Elementary	0.00%	0
Rudolph Hennig Junior High	0.00%	0
Salisbury Composite High	0.00%	0
Sherwood Heights Junior High	0.00%	0
Strathcona Christian Academy Elementary	0.00%	0
Strathcona Christian Academy Secondary	0.00%	0
Uncas Elementary	0.00%	0
Vegreville Composite High	0.00%	0
Wes Hosford Elementary	0.00%	0
Westboro Elementary	0.00%	0

## EIPS Parent Survey 2016-2017

Win Ferguson Elementary	0.00%	0
Woodbridge Farms Elementary	0.00%	0
Wye Elementary	0.00%	0
<b>Total</b>		<b>161</b>

## Q2 Please indicate your child's grade.

Answered: 161 Skipped: 0



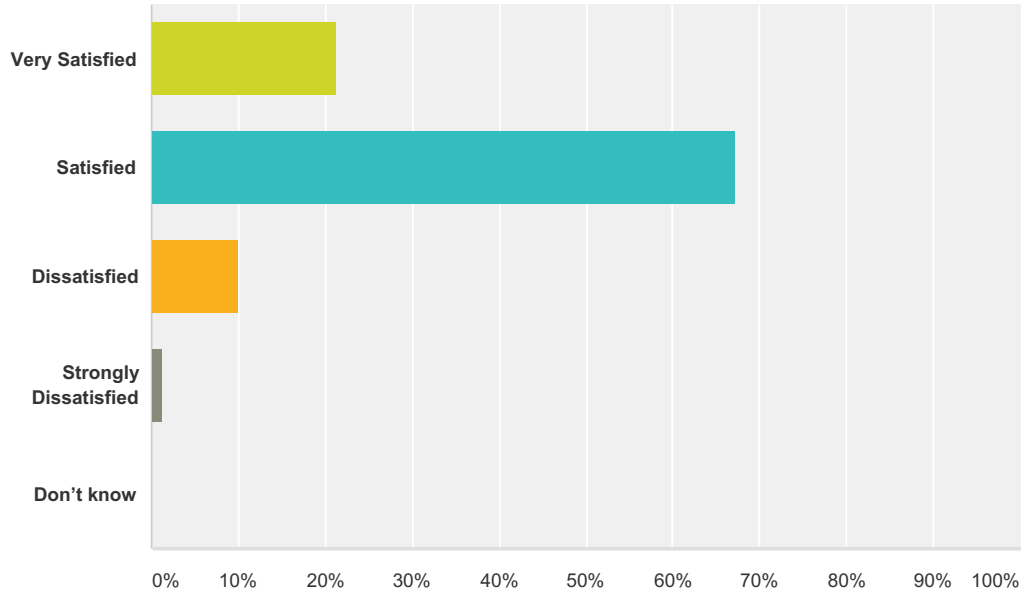
Answer Choices	Responses
Play and Learn at School (PALS)	0.00% 0
Kindergarten	0.00% 0
Grade 1	0.00% 0
Grade 2	0.00% 0
Grade 3	0.00% 0

## EIPS Parent Survey 2016-2017

Grade 4	0.00%	0
Grade 5	0.00%	0
Grade 6	0.00%	0
Grade 7	37.89%	61
Grade 8	29.81%	48
Grade 9	31.68%	51
Grade 10	0.00%	0
Grade 11	0.00%	0
Grade 12	0.62%	1
<b>Total</b>		<b>161</b>

### Q3 How satisfied are you with the quality of education that your child is receiving at his/her school?

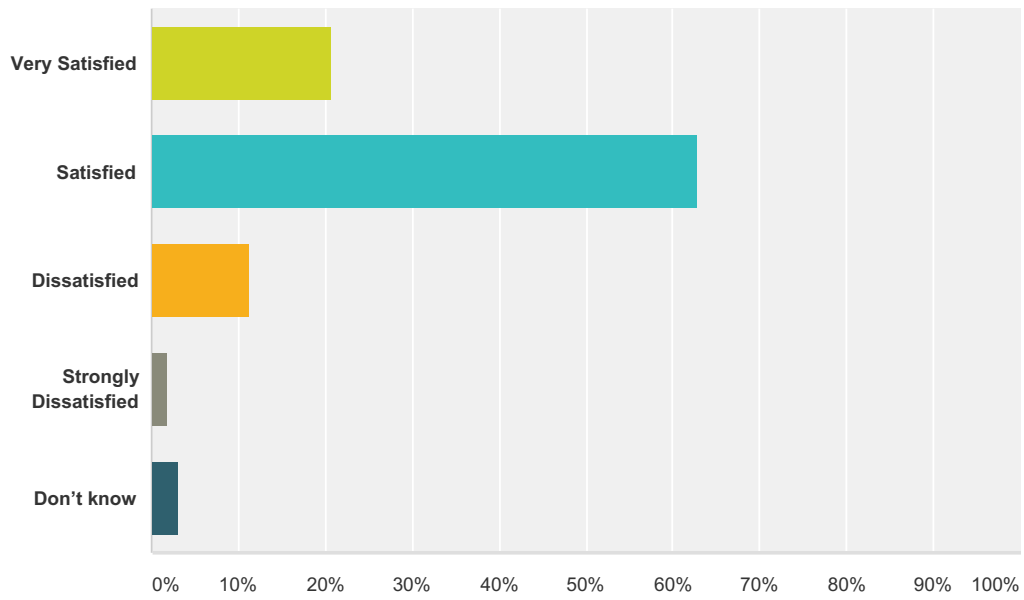
Answered: 159 Skipped: 2



Answer Choices	Responses	
Very Satisfied	21.38%	34
Satisfied	67.30%	107
Dissatisfied	10.06%	16
Strongly Dissatisfied	1.26%	2
Don't know	0.00%	0
<b>Total</b>		<b>159</b>

### Q4 How satisfied are you with the quality of teaching at your child's school?

Answered: 159 Skipped: 2

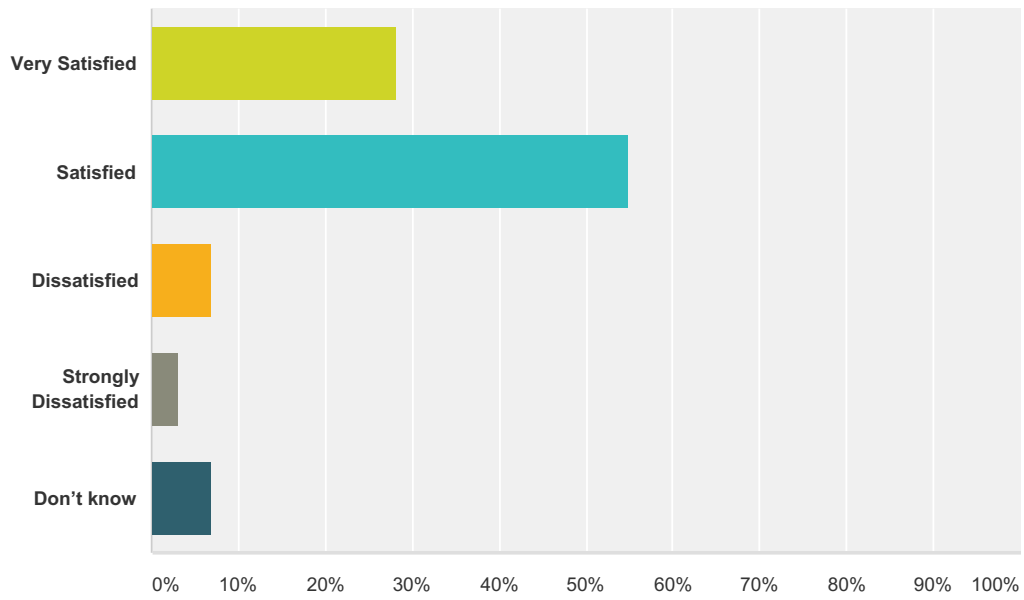


Answer Choices	Responses	Count
Very Satisfied	20.75%	33
Satisfied	62.89%	100
Dissatisfied	11.32%	18
Strongly Dissatisfied	1.89%	3
Don't know	3.14%	5
<b>Total</b>		<b>159</b>



### Q5 How satisfied are you with the leadership in your child's school?

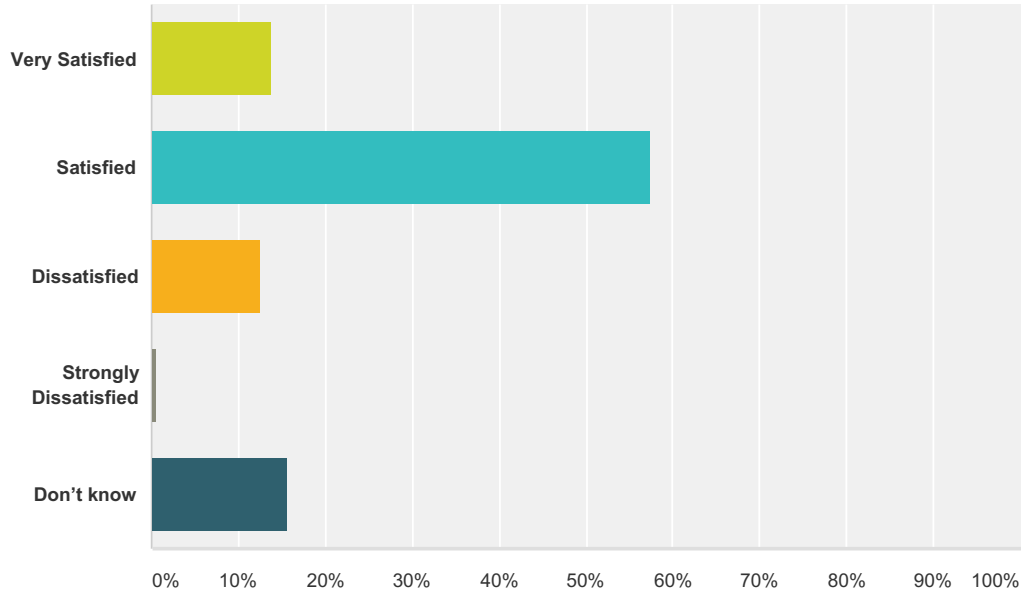
Answered: 160 Skipped: 1



Answer Choices	Responses	
Very Satisfied	28.13%	45
Satisfied	55.00%	88
Dissatisfied	6.88%	11
Strongly Dissatisfied	3.13%	5
Don't know	6.88%	11
<b>Total</b>		<b>160</b>

### Q6 How satisfied are you with the opportunity to be involved in decisions at your child's school?

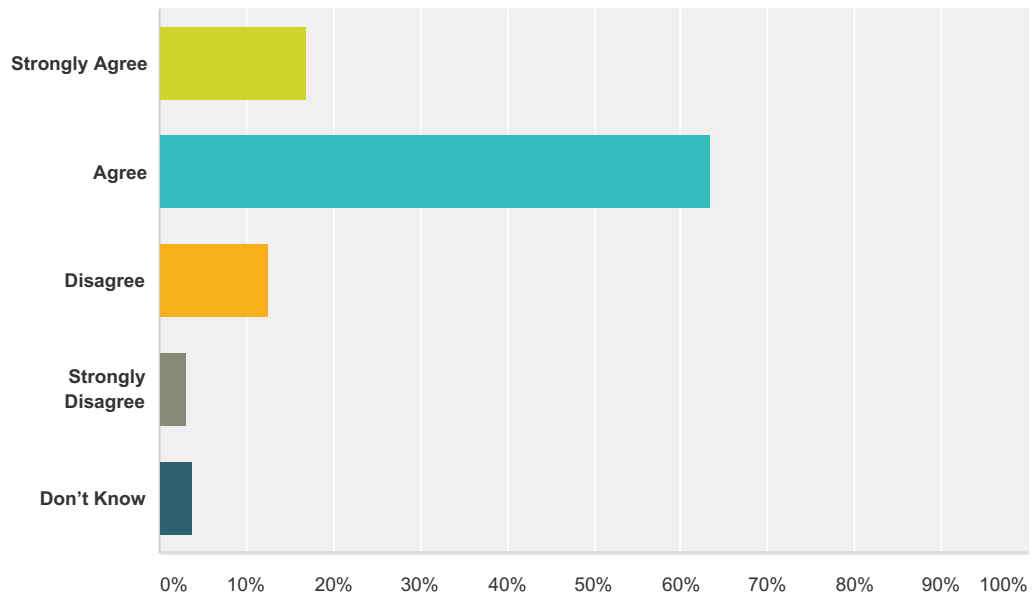
Answered: 160 Skipped: 1



Answer Choices	Responses	
Very Satisfied	13.75%	22
Satisfied	57.50%	92
Dissatisfied	12.50%	20
Strongly Dissatisfied	0.63%	1
Don't know	15.63%	25
<b>Total</b>		<b>160</b>

### Q7 My child's individual needs are met.

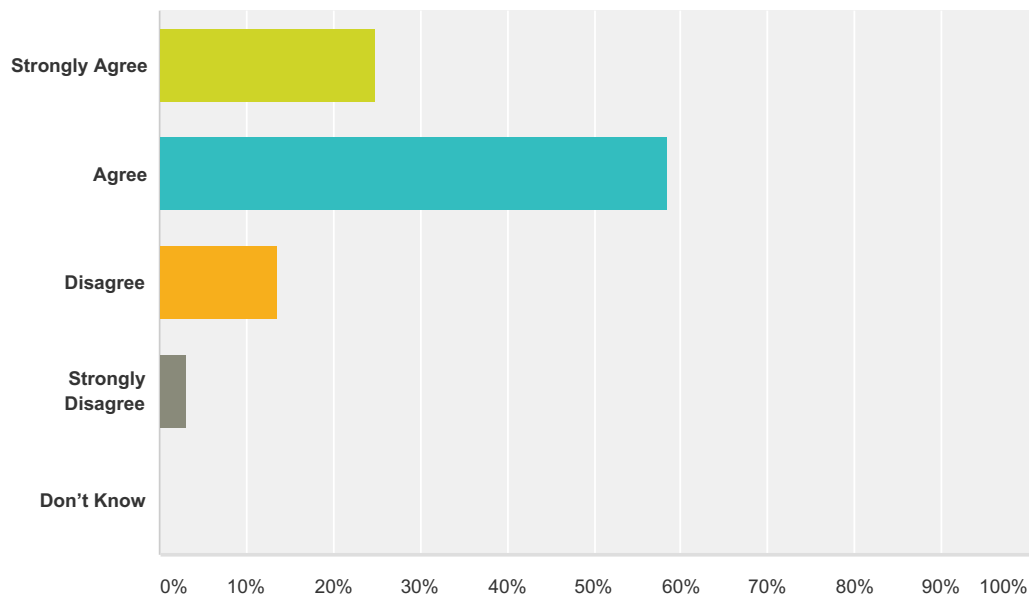
Answered: 159 Skipped: 2



Answer Choices	Responses
Strongly Agree	16.98% 27
Agree	63.52% 101
Disagree	12.58% 20
Strongly Disagree	3.14% 5
Don't Know	3.77% 6
<b>Total</b>	<b>159</b>

**Q8 The school keeps me informed about my child's progress and achievement.**

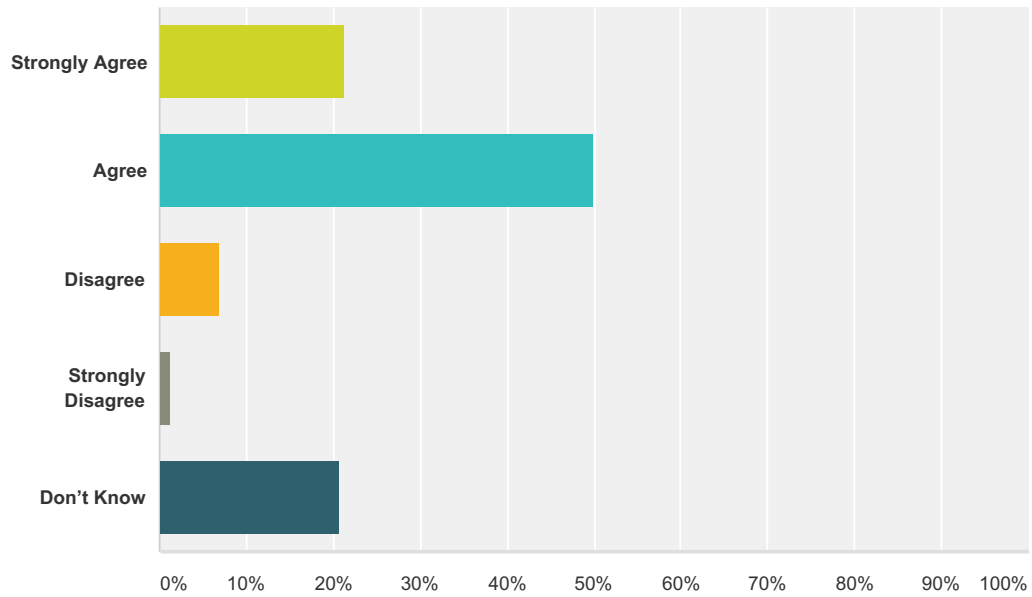
Answered: 161 Skipped: 0



Answer Choices	Responses	
Strongly Agree	24.84%	40
Agree	58.39%	94
Disagree	13.66%	22
Strongly Disagree	3.11%	5
Don't Know	0.00%	0
<b>Total</b>		<b>161</b>

### Q9 The rights and responsibilities of citizenship are reinforced in my child's school.

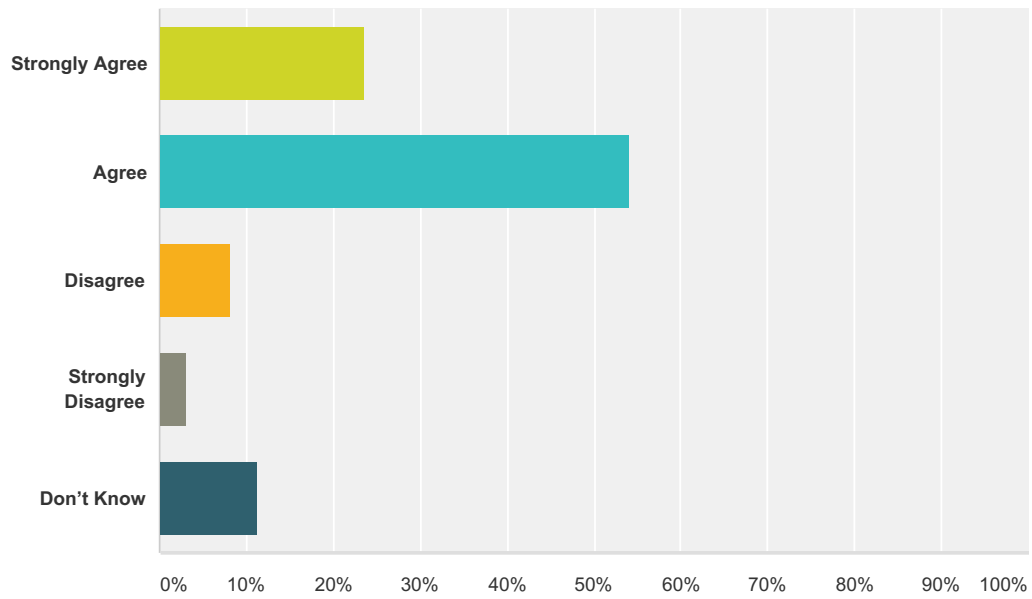
Answered: 160 Skipped: 1



Answer Choices	Responses	
Strongly Agree	21.25%	34
Agree	50.00%	80
Disagree	6.88%	11
Strongly Disagree	1.25%	2
Don't Know	20.63%	33
<b>Total</b>		<b>160</b>

### Q10 The school staff care about my child.

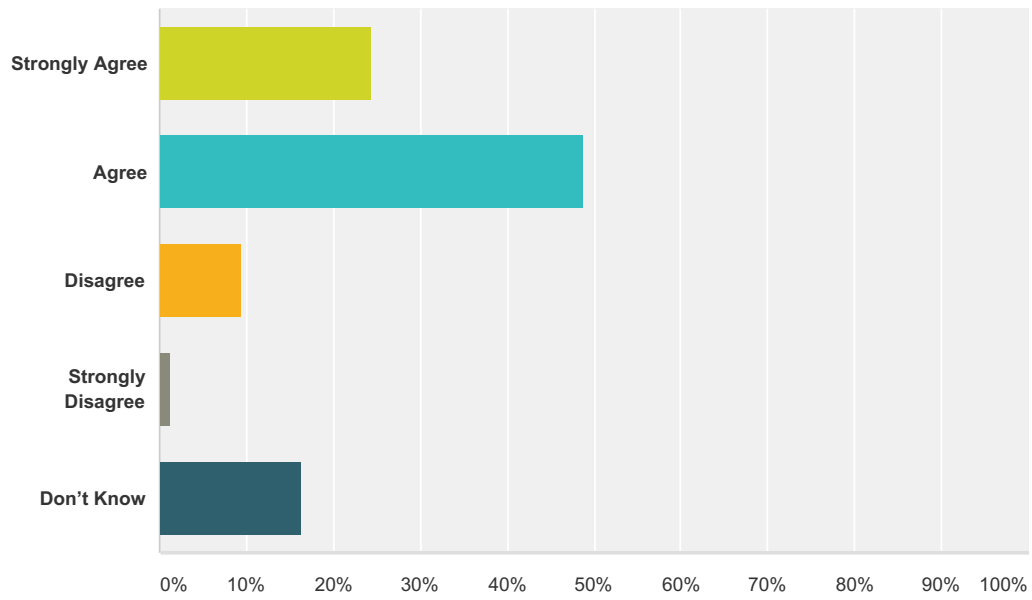
Answered: 161 Skipped: 0



Answer Choices	Responses	
Strongly Agree	23.60%	38
Agree	54.04%	87
Disagree	8.07%	13
Strongly Disagree	3.11%	5
Don't Know	11.18%	18
<b>Total</b>		<b>161</b>

### Q11 My child is encouraged at school to do his or her best.

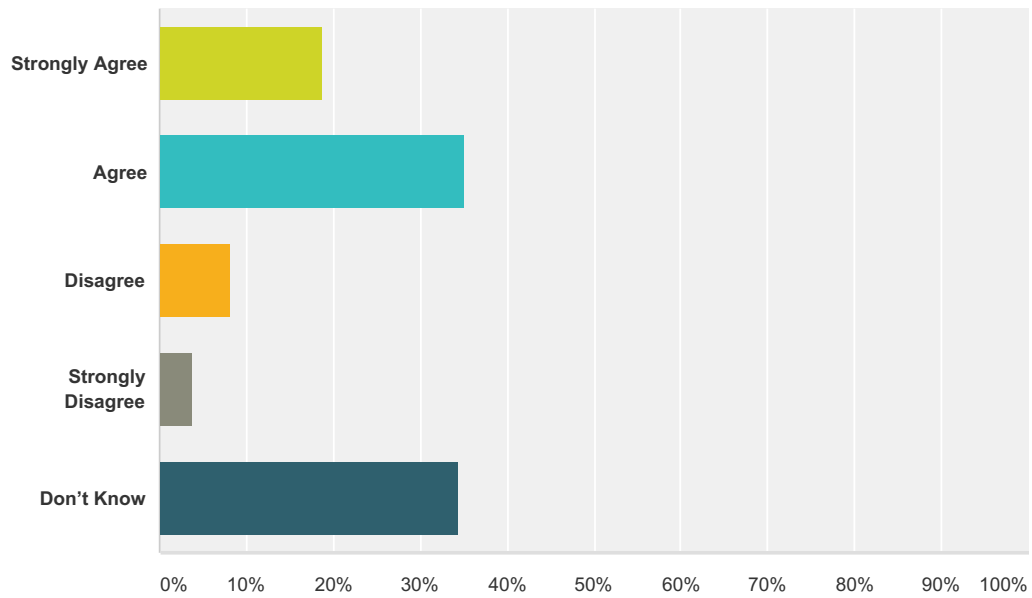
Answered: 160 Skipped: 1



Answer Choices	Responses	
Strongly Agree	24.38%	39
Agree	48.75%	78
Disagree	9.38%	15
Strongly Disagree	1.25%	2
Don't Know	16.25%	26
<b>Total</b>		<b>160</b>

### Q12 Discipline is handled in a fair and reasonable manner in my child's school.

Answered: 160 Skipped: 1

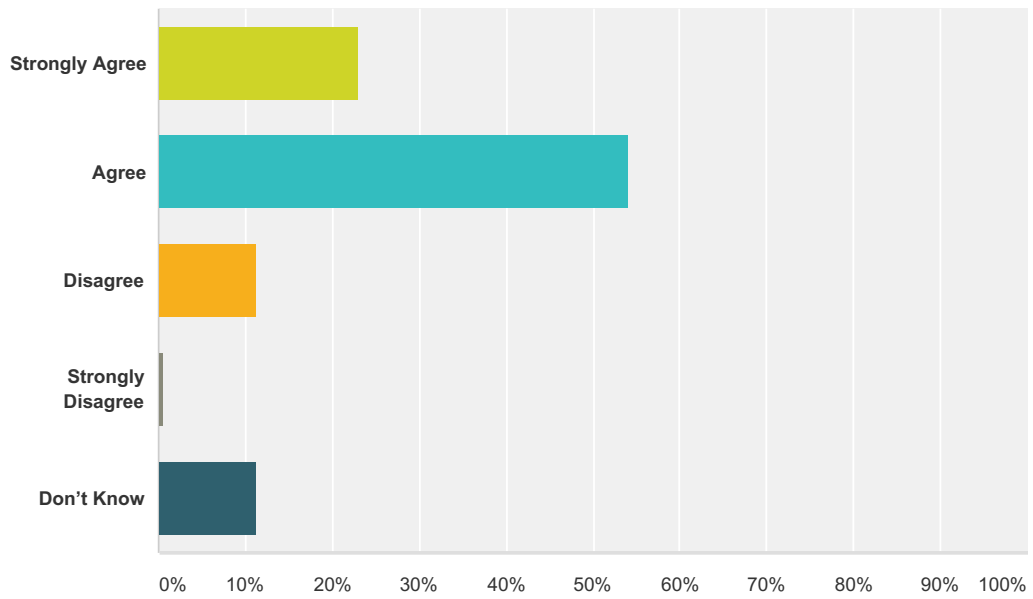


Answer Choices	Responses	
Strongly Agree	18.75%	30
Agree	35.00%	56
Disagree	8.13%	13
Strongly Disagree	3.75%	6
Don't Know	34.38%	55
<b>Total</b>		<b>160</b>



### Q13 My child's school is safe.

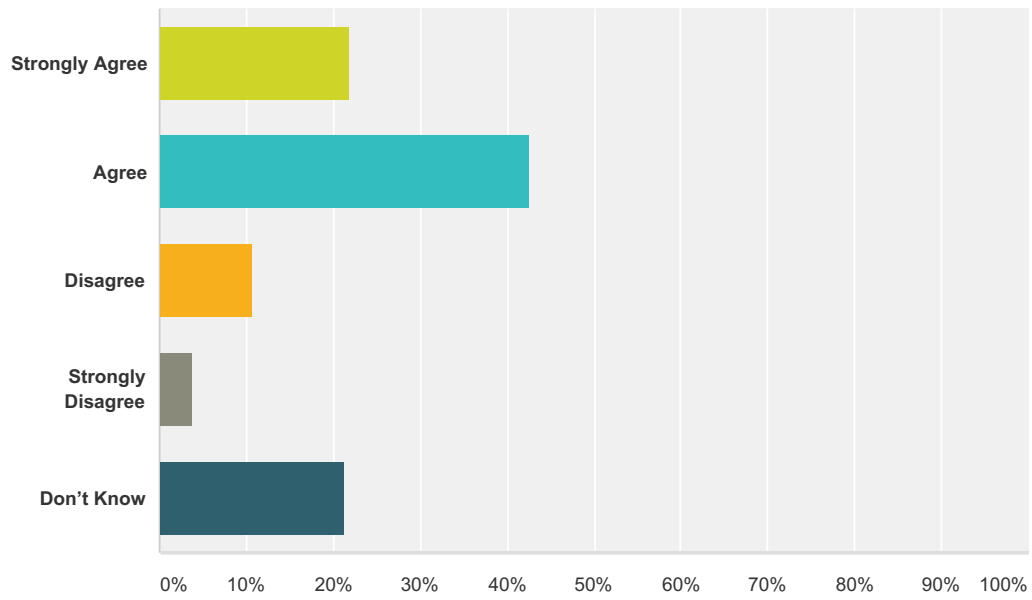
Answered: 161 Skipped: 0



Answer Choices	Responses	
Strongly Agree	22.98%	37
Agree	54.04%	87
Disagree	11.18%	18
Strongly Disagree	0.62%	1
Don't Know	11.18%	18
<b>Total</b>		<b>161</b>

### Q14 There is open and honest communication within my child's school.

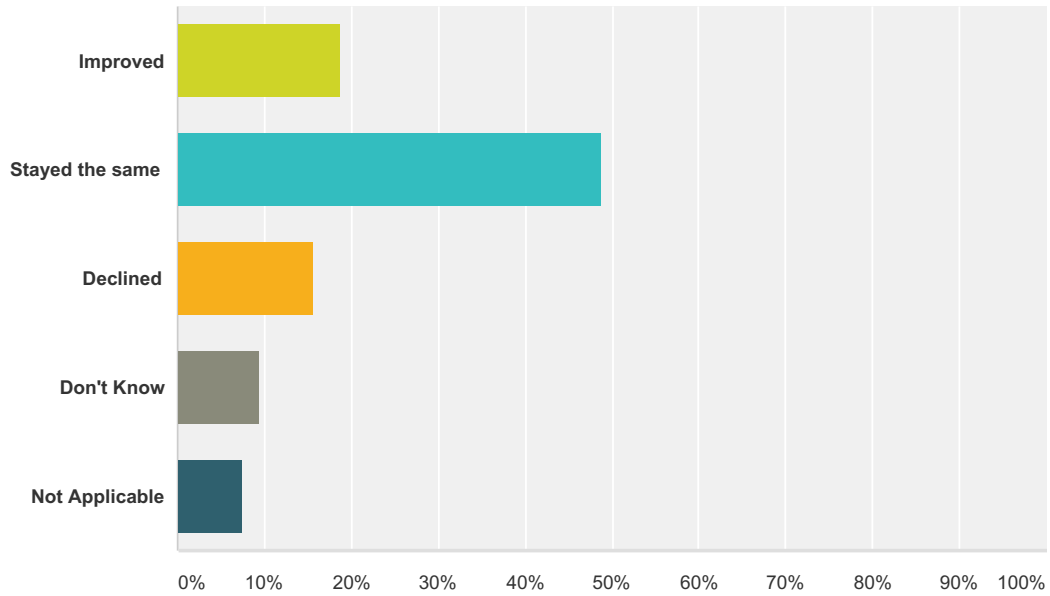
Answered: 160 Skipped: 1



Answer Choices	Responses	Count
Strongly Agree	21.88%	35
Agree	42.50%	68
Disagree	10.63%	17
Strongly Disagree	3.75%	6
Don't Know	21.25%	34
<b>Total</b>		<b>160</b>

**Q15 In your opinion, has the quality of education that your child experienced at school improved, stayed the same, or declined in the past three years?**

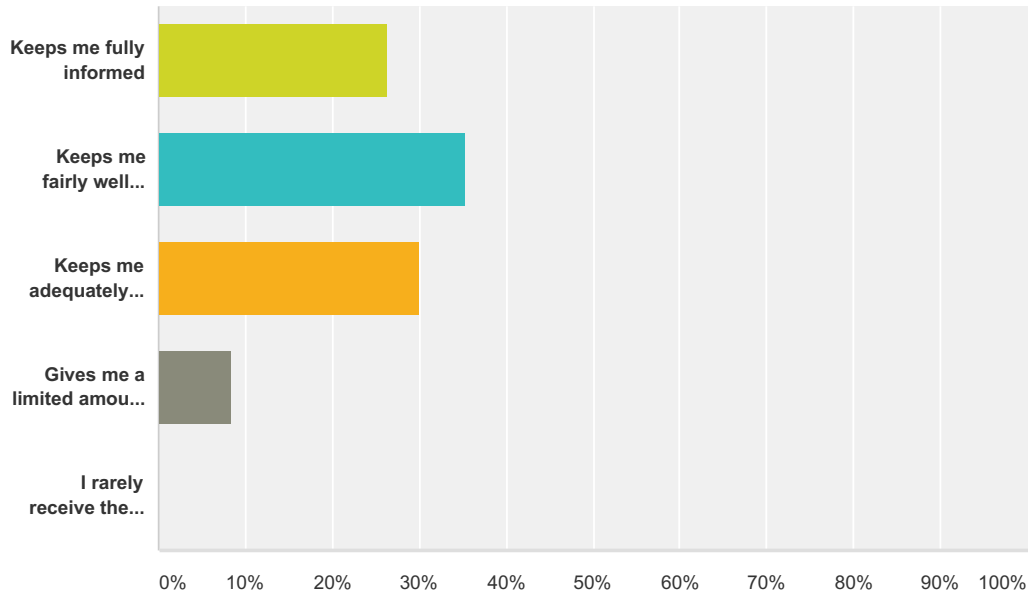
Answered: 160 Skipped: 1



Answer Choices	Responses	Count
Improved	18.75%	30
Stayed the same	48.75%	78
Declined	15.63%	25
Don't Know	9.38%	15
Not Applicable	7.50%	12
<b>Total</b>		<b>160</b>

**Q16 Elk Island Public Schools appreciates the opportunity to stay connected with parents about news, activities, programs and other matters of importance. What is your impression of the communications you receive from your school?**

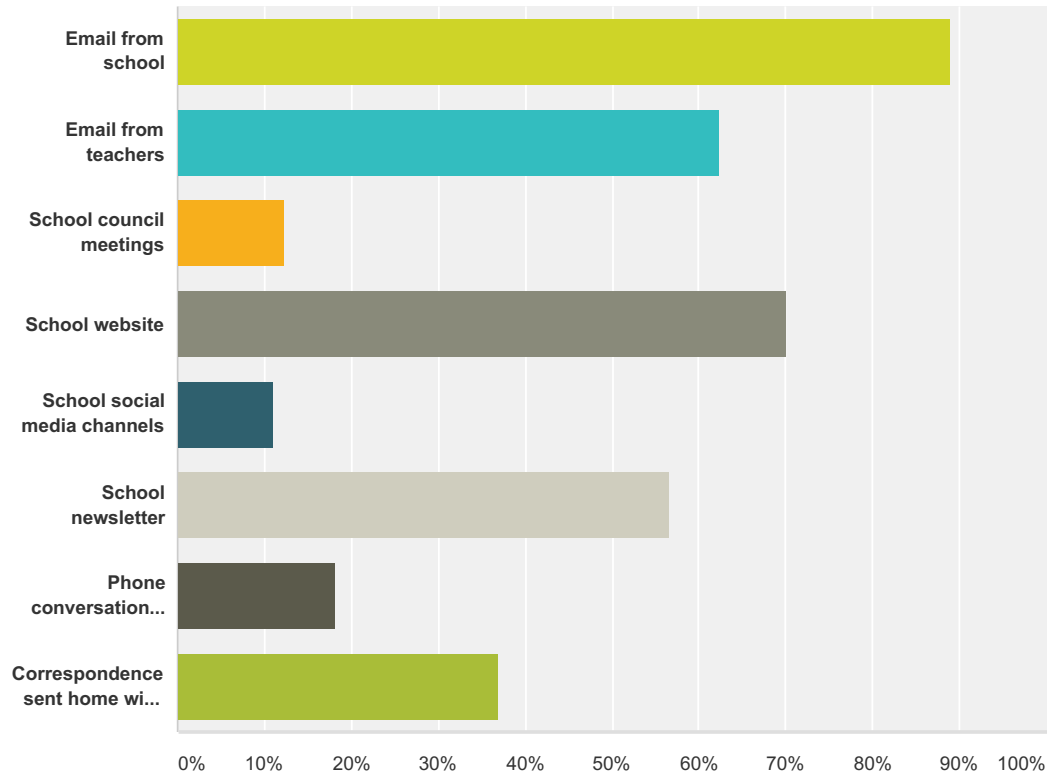
Answered: 156 Skipped: 5



Answer Choices	Responses
Keeps me fully informed	26.28% 41
Keeps me fairly well informed	35.26% 55
Keeps me adequately informed	30.13% 47
Gives me a limited amount of information	8.33% 13
I rarely receive the information I need	0.00% 0
<b>Total</b>	<b>156</b>

**Q17 Do you regularly make use of the following to keep up to date on school activities, programs, etc.? Check all that apply.**

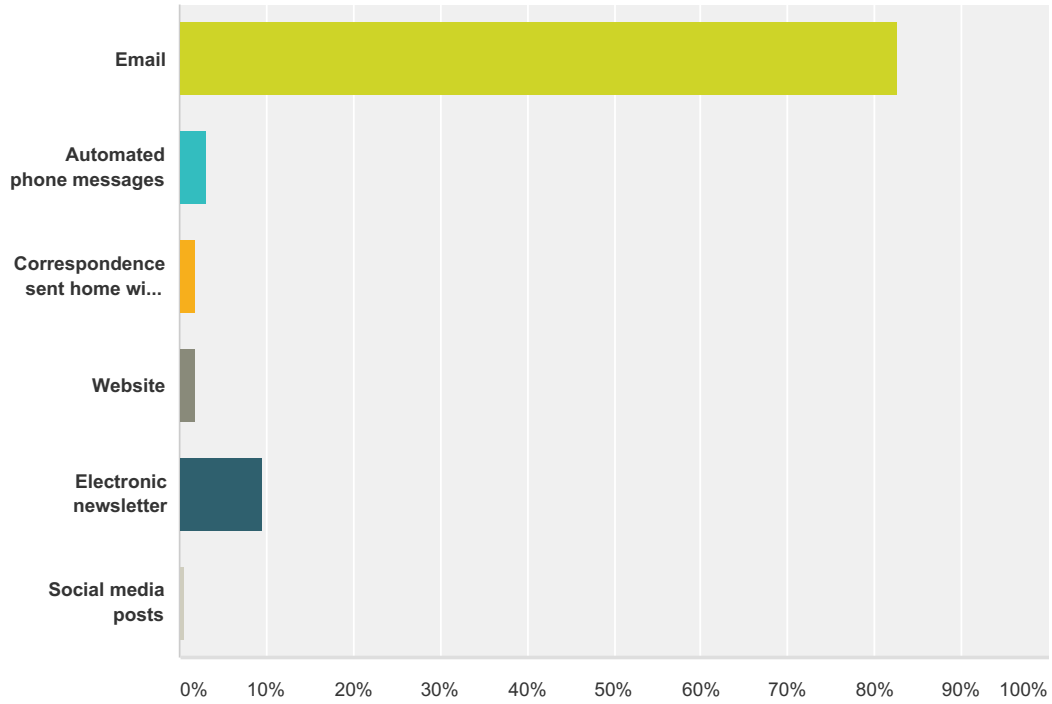
Answered: 154 Skipped: 7



Answer Choices	Responses	Count
Email from school	88.96%	137
Email from teachers	62.34%	96
School council meetings	12.34%	19
School website	70.13%	108
School social media channels	11.04%	17
School newsletter	56.49%	87
Phone conversations with school and/or teachers	18.18%	28
Correspondence sent home with your child	37.01%	57
<b>Total Respondents: 154</b>		

### Q18 What is your most preferred method of communications from the school and Division?

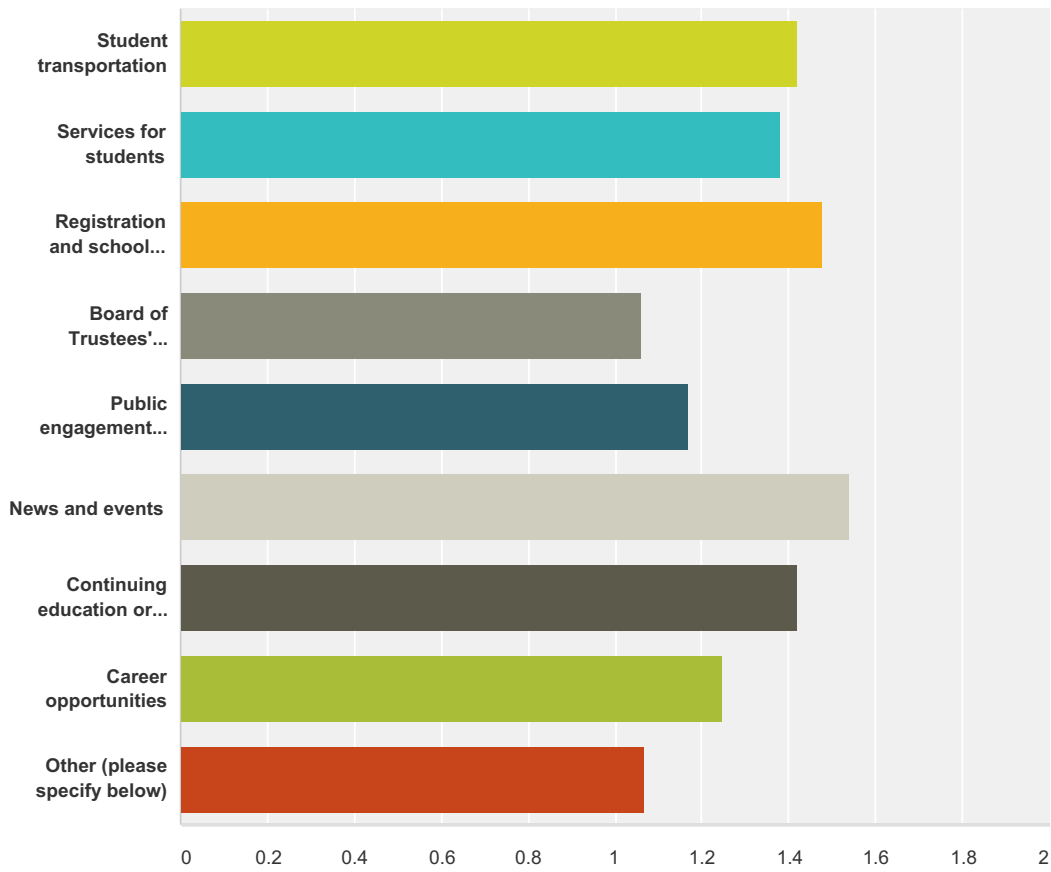
Answered: 156 Skipped: 5



Answer Choices	Responses
Email	82.69% 129
Automated phone messages	3.21% 5
Correspondence sent home with your child	1.92% 3
Website	1.92% 3
Electronic newsletter	9.62% 15
Social media posts	0.64% 1
<b>Total</b>	<b>156</b>

**Q19 Do you visit the Division website (www.eips.ca) for information on:**

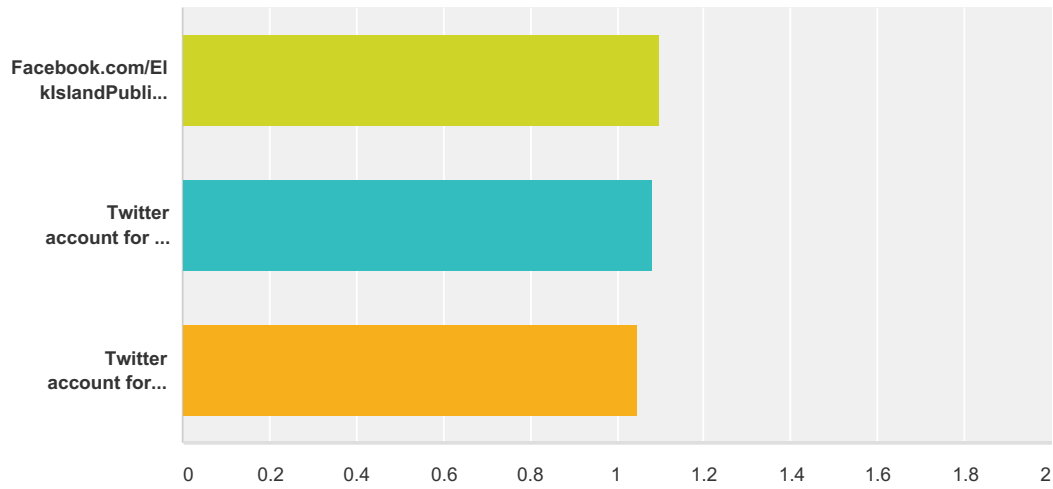
Answered: 156 Skipped: 5



	Yes	No	Total	Weighted Average
Student transportation	42.48% 65	57.52% 88	153	1.42
Services for students	38.41% 58	61.59% 93	151	1.38
Registration and school boundaries	47.68% 72	52.32% 79	151	1.48
Board of Trustees' meetings	6.12% 9	93.88% 138	147	1.06
Public engagement initiatives	16.89% 25	83.11% 123	148	1.17
News and events	54.25% 83	45.75% 70	153	1.54
Continuing education or summer courses	41.61% 62	58.39% 87	149	1.42
Career opportunities	25.17% 37	74.83% 110	147	1.25
Other (please specify below)	7.34% 8	92.66% 101	109	1.07

**Q20 Elk Island Public Schools shares news and information on its social media channels. Do you follow:**

Answered: 156 Skipped: 5



	Yes	No	Total	Weighted Average
Facebook.com/ElkIslandPublicSchools	9.74% 15	90.26% 139	154	1.10
Twitter account for the Division (@eips)	8.39% 13	91.61% 142	155	1.08
Twitter account for EIPS Student Transportation (@eipsST)	4.52% 7	95.48% 148	155	1.05